

2019-2020 Cyclone season review

For ACCESS-S1 sub-seasonal forecasts

September 16, 2020

Table of Contents

Cyclone Rita

Cyclone Sarai

Cyclone Tino

Cyclone Uesi

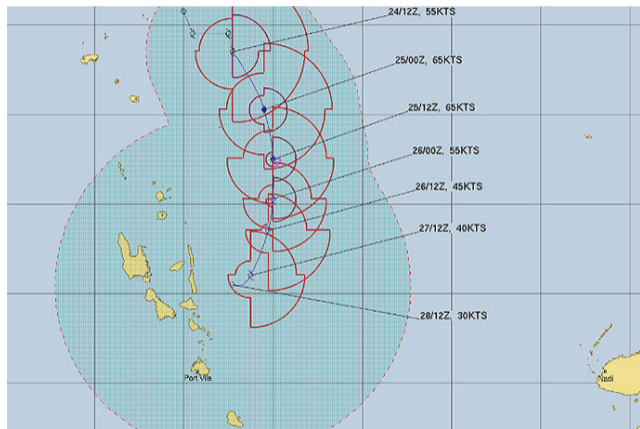
Cyclones Vicky and Wasi

Cyclone Gretel

Cyclone Harold

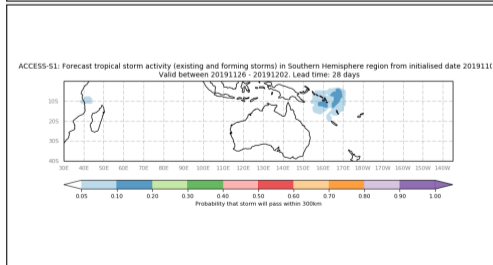
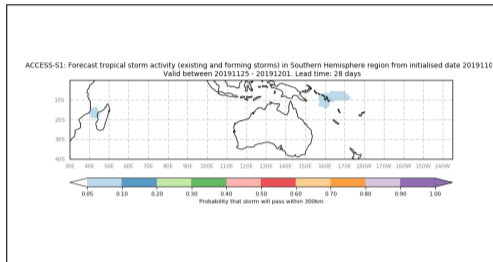
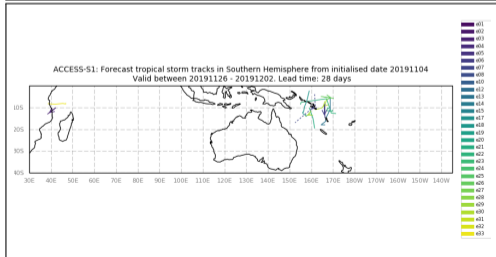
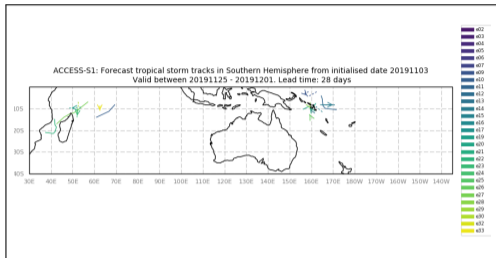
Cyclone Rita

Active from November 23-26 2019



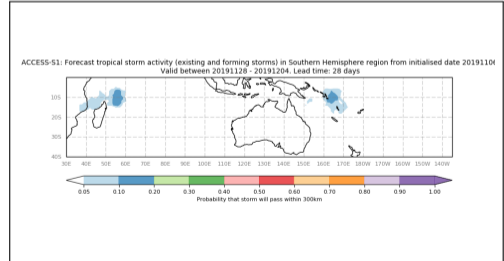
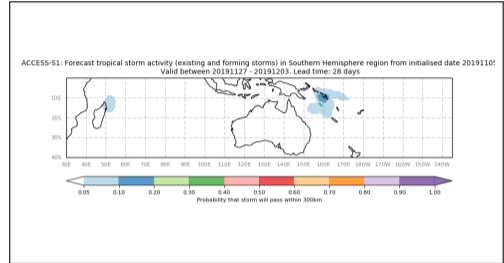
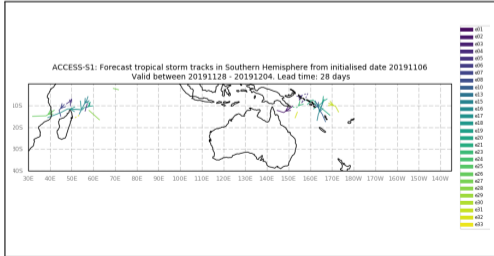
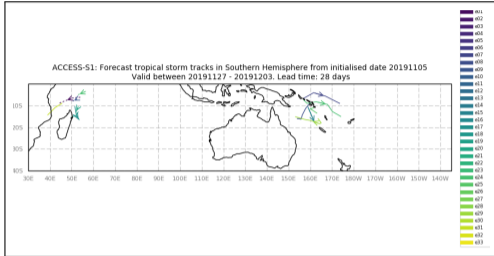
Cyclone Rita

Week 4 forecasts - Issued Nov 3-4. Valid Nov 25-Dec 1, Nov 26-Dec 2



Cyclone Rita

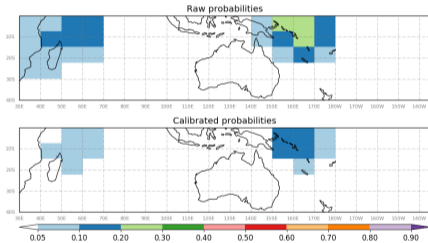
Week 4 forecasts - Issued Nov 5-6. Valid Nov 27-Dec 3, Nov 28-Dec 4



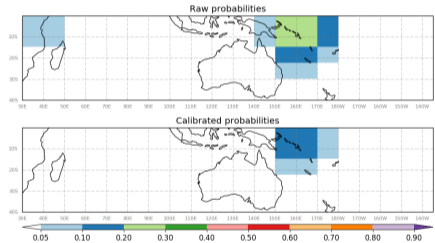
Cyclone Rita

Week 4 calibrated forecasts - Issued Nov 3-4. Valid Nov 25-Dec 1, Nov 26 - Dec 2

ACCESS-S1: Raw and calibrated forecast tropical storm probabilities in Southern Hemisphere domain in overlapping 15 x 20 degree regions from initialised date 20191103
Valid between 20191125 - 20191201. Lead time: 28 days



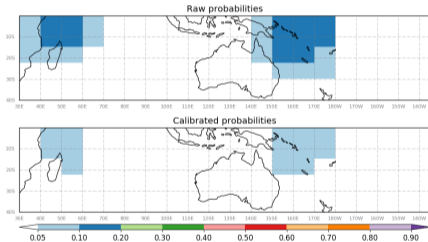
ACCESS-S1: Raw and calibrated forecast tropical storm probabilities in Southern Hemisphere domain in overlapping 15 x 20 degree regions from initialised date 20191104
Valid between 20191126 - 20191202. Lead time: 28 days



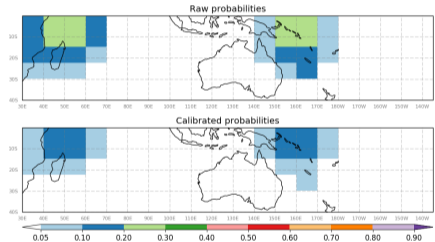
Cyclone Rita

Week 4 calibrated forecasts - Issued Nov 5-6. Valid Nov 27-Dec 3, Nov 28-Dec 4

ACCESS-S1: Raw and calibrated forecast tropical storm probabilities in Southern Hemisphere domain in overlapping 15 x 20 degree regions from initialised date 20191105
Valid between 20191127 - 20191203. Lead time: 28 days

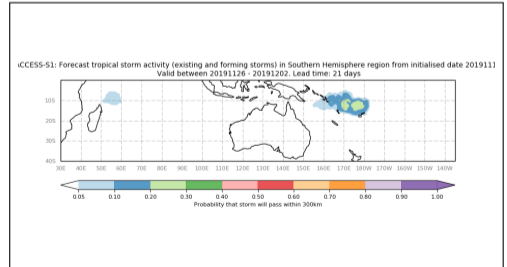
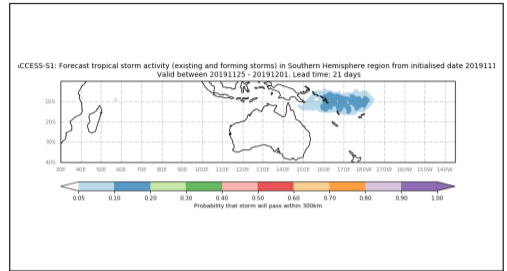
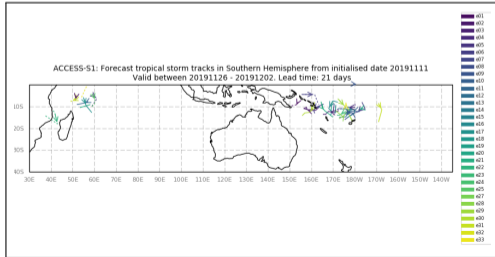
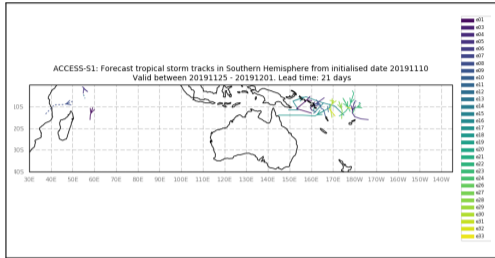


ACCESS-S1: Raw and calibrated forecast tropical storm probabilities in Southern Hemisphere domain in overlapping 15 x 20 degree regions from initialised date 20191106
Valid between 20191128 - 20191204. Lead time: 28 days



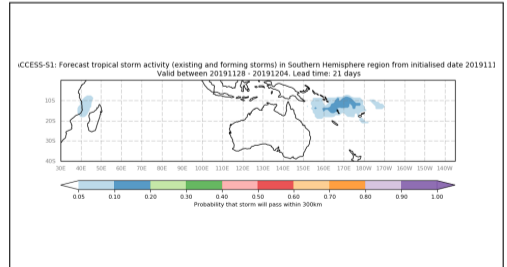
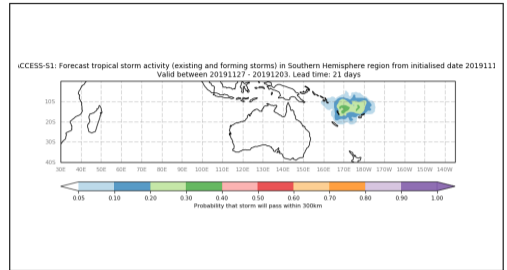
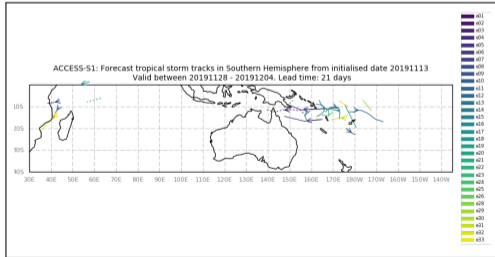
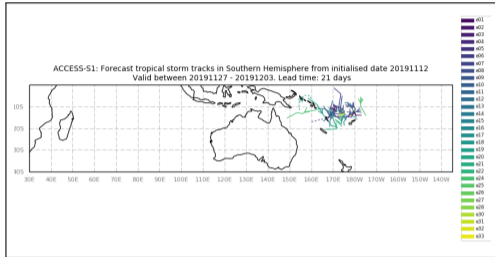
Cyclone Rita

Week 3 forecasts - Issued Nov 10-11. Valid Nov 25-Dec 1, Nov 26-Dec 2



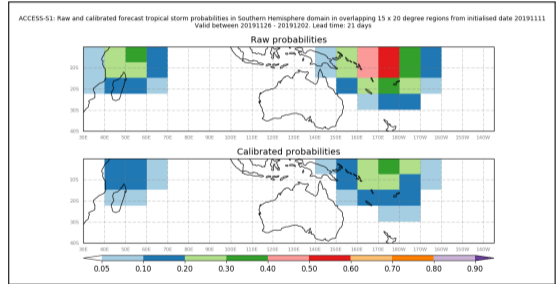
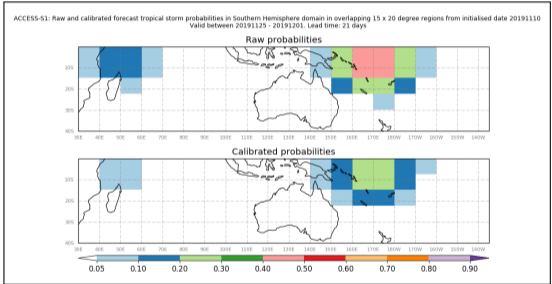
Cyclone Rita

Week 3 forecasts - Issued Nov 12-13. Valid Nov 27-Dec 3, Nov 28-Dec 4



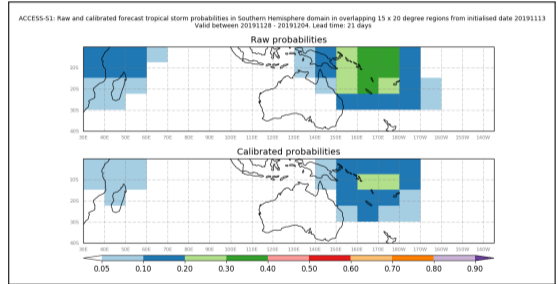
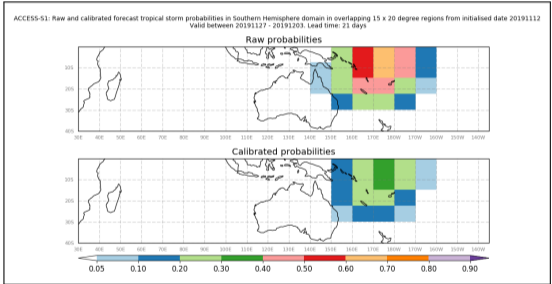
Cyclone Rita

Week 3 calibrated forecasts - Issued Nov 10-11. Valid Nov 25-Dec 1, Nov 26 - Dec 2



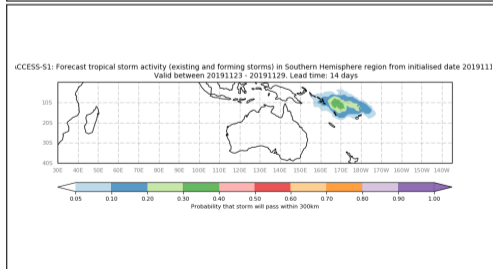
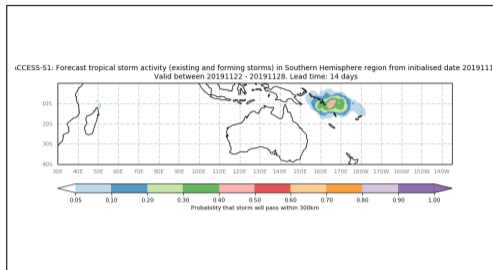
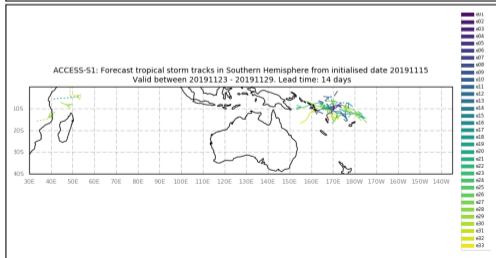
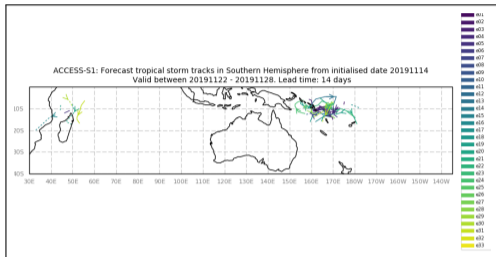
Cyclone Rita

Week 3 calibrated forecasts - Issued Nov 12-13. Valid Nov 27-Dec 3, Nov 28-Dec 4



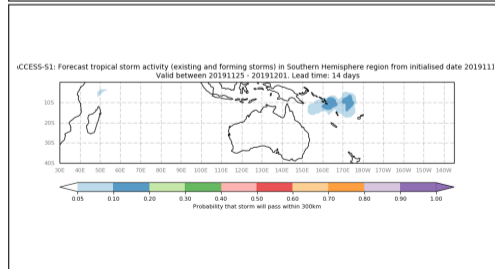
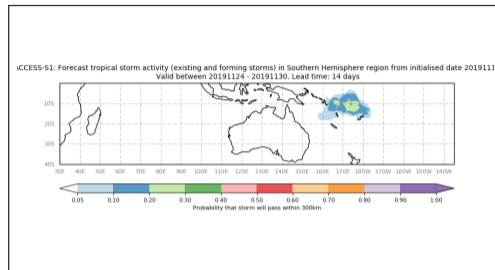
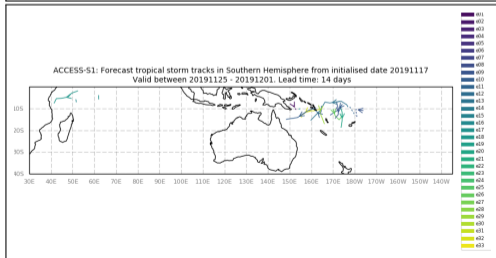
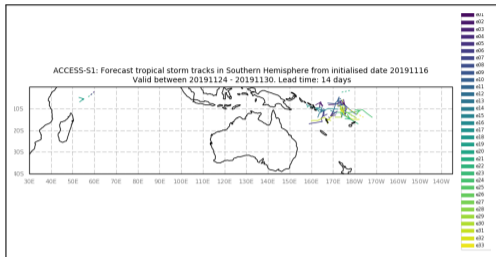
Cyclone Rita

Week 2 forecasts - Issued Nov 14-15. Valid Nov 22-28, Nov 23-29



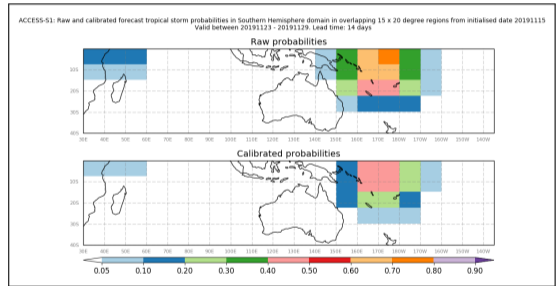
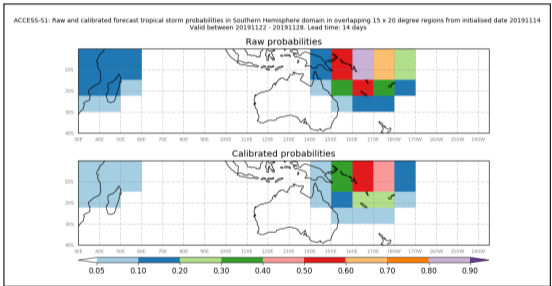
Cyclone Rita

Week 2 forecasts - Issued Nov 16-17. Valid Nov 24-30, Nov 25-Dec 1



Cyclone Rita

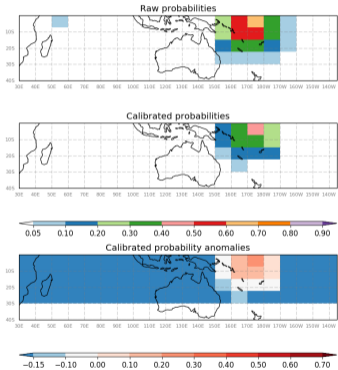
Week 2 calibrated forecasts - Issued Nov 14-15. Valid Nov 22-28, Nov 23-29



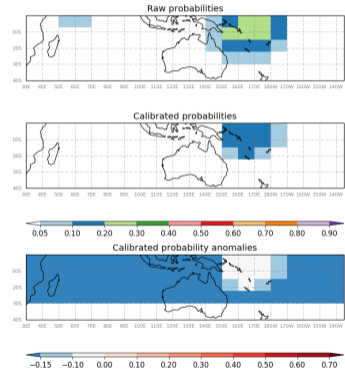
Cyclone Rita

Week 2 calibrated forecasts - Issued Nov 16-17. Valid Nov 24-30, Nov 25-Dec 1

ACCESS-S1: Raw and calibrated forecast tropical storm probabilities in Southern Hemisphere domain in overlapping 15 x 20 degree regions from initialised date 20191116
Valid between 20191124 - 20191130. Lead time: 14 days

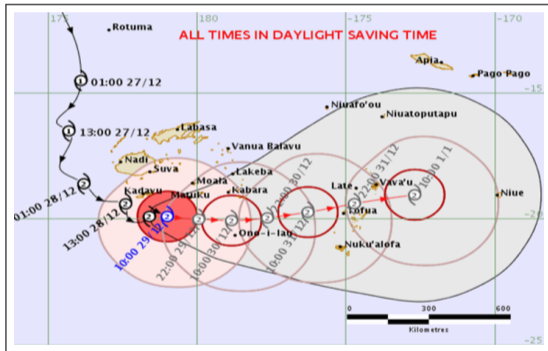


ACCESS-S1: Raw and calibrated forecast tropical storm probabilities in Southern Hemisphere domain in overlapping 15 x 20 degree regions from initialised date 20191117
Valid between 20191125 - 20191201. Lead time: 14 days



Cyclone Sarai

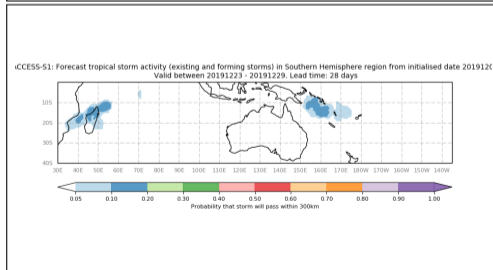
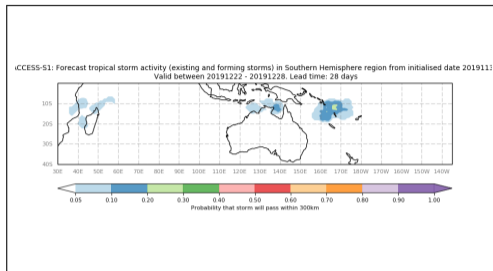
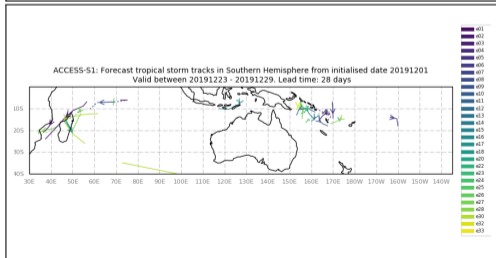
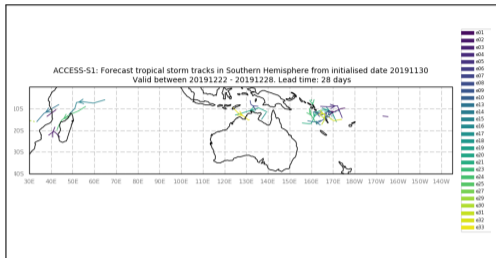
Active from December 26-31 2019



Data availability was limited in early December.

Cyclone Sarai

Week 4 forecasts - Issued Nov 30, Dec 1. Valid Dec 22-28, Dec 23-29

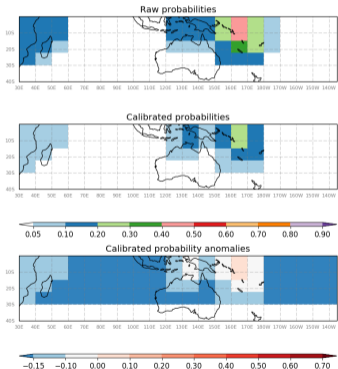


Cyclone Sarai

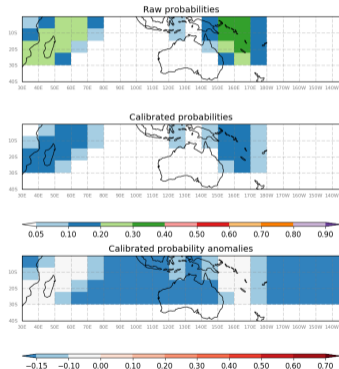
Week 4 calibrated forecasts - Issued Nov 30, Dec 1. Valid- Dec 22-28, Dec 23-29

Some early guidance at these forecast dates

ACCESS-S1: Raw and calibrated forecast tropical storm probabilities in Southern Hemisphere domain in overlapping 15 x 20 degree regions from initialised date 20191130
Valid between 20191222 - 20191228. Lead time: 28 days



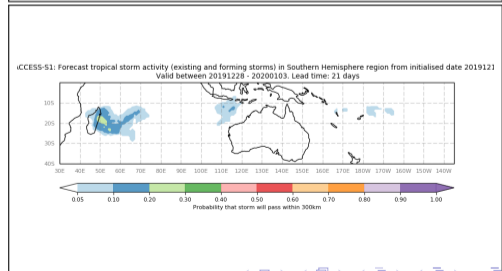
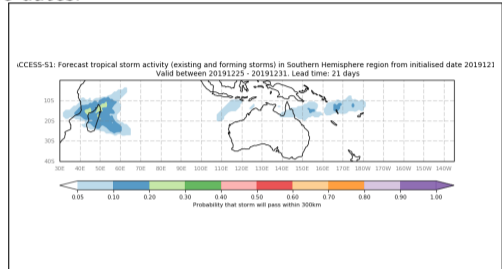
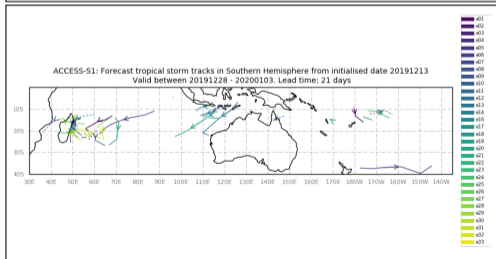
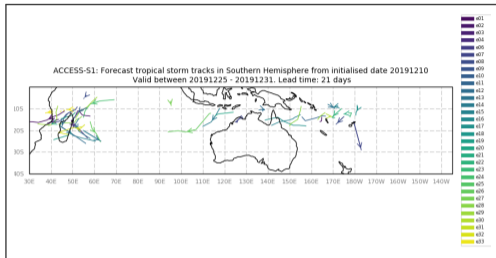
ACCESS-S1: Raw and calibrated forecast tropical storm probabilities in Southern Hemisphere domain in overlapping 15 x 20 degree regions from initialised date 20191201
Valid between 20191223 - 20191229. Lead time: 28 days



Cyclone Sarai

Week 3 forecasts - Issued Dec 10, Dec 13. Valid Dec 25-31, Dec 28-Jan 3

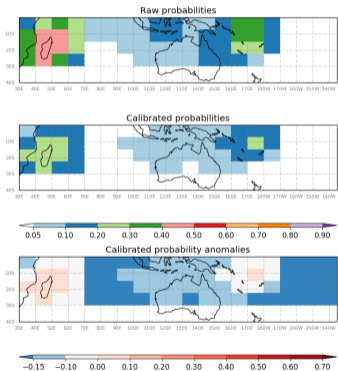
ACCESS-S1 missed the storm formation at these issue dates.



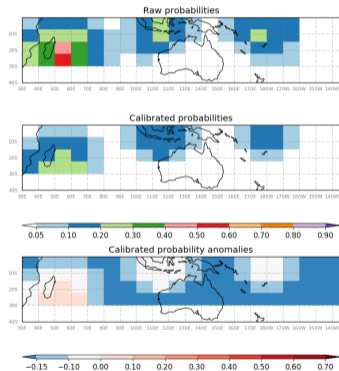
Cyclone Sarai

Week 3 calibrated forecasts - Issued Dec 10, Dec 13. Valid Dec 25-31, Dec 28-Jan 3

ACCESS-S1: Raw and calibrated forecast tropical storm probabilities in Southern Hemisphere domain in overlapping 15 x 20 degree regions from initialised date 20191210
Valid between 20191225 - 20191231. Lead time: 21 days



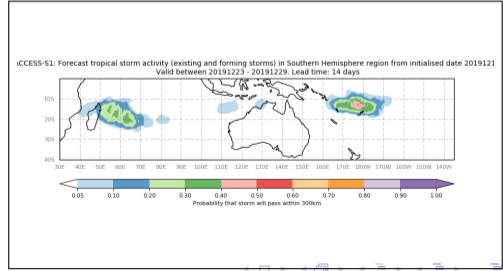
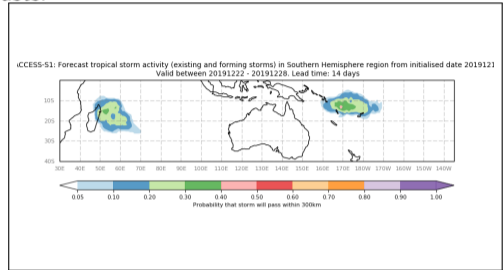
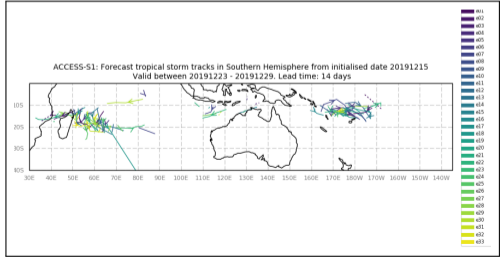
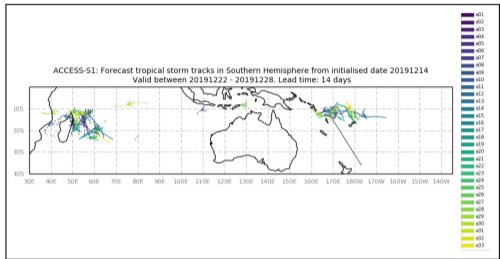
ACCESS-S1: Raw and calibrated forecast tropical storm probabilities in Southern Hemisphere domain in overlapping 15 x 20 degree regions from initialised date 20191213
Valid between 20191228 - 20200103. Lead time: 21 days



Cyclone Sarai

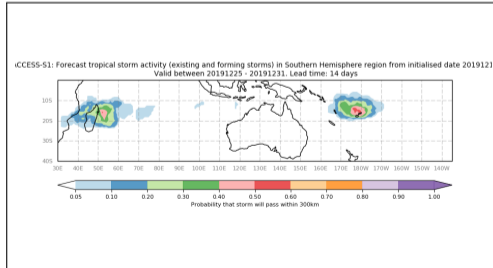
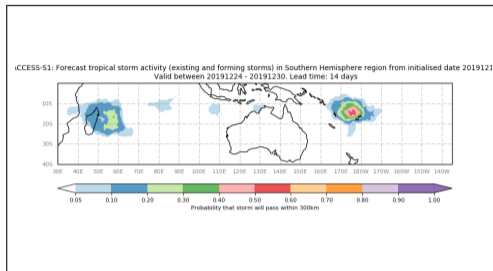
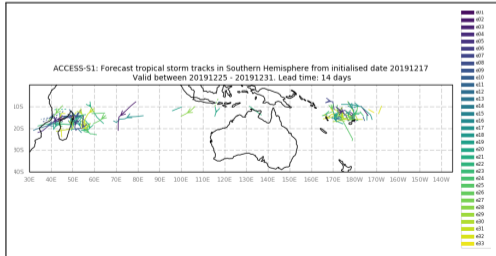
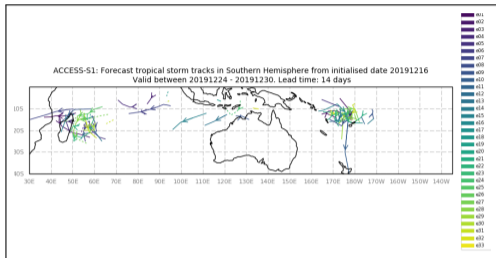
Week 2 forecasts - Issued Dec 14-15. Valid Dec 22-28, Dec 23-29

Model became more confident for the week two forecasts.



Cyclone Sarai

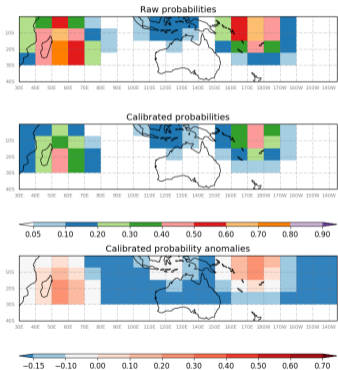
Week 2 forecasts - Issued Dec 16-17. Valid Dec 24-30, Dec 25-31



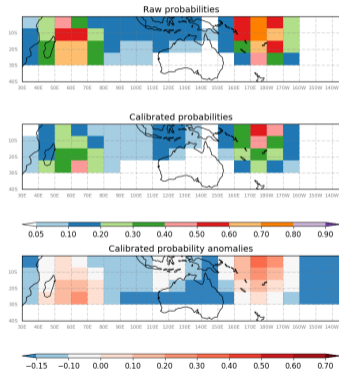
Cyclone Sarai

Week 2 calibrated forecasts - Issued Dec 14-15. Valid Dec 22-28, Dec 23-29

ACCESS-S1: Raw and calibrated forecast tropical storm probabilities in Southern Hemisphere domain in overlapping 15 x 20 degree regions from initialised date 20191214
Valid between 20191222 - 20191228. Lead time: 14 days




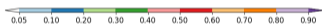

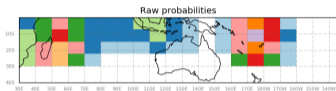
ACCESS-S1: Raw and calibrated forecast tropical storm probabilities in Southern Hemisphere domain in overlapping 15 x 20 degree regions from initialised date 20191215
Valid between 20191223 - 20191229. Lead time: 14 days






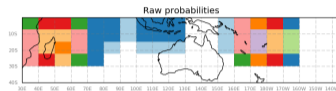
Cyclone Sarai

Week 2 calibrated forecasts - Issued Dec 16-17. Valid Dec 24-30, Dec 25-31

ACCESS-S1: Raw and calibrated forecast tropical storm probabilities in Southern Hemisphere domain in overlapping 15 x 20 degree regions from initialised date 20191216
Valid between 20191224 - 20191230. Lead time: 14 days

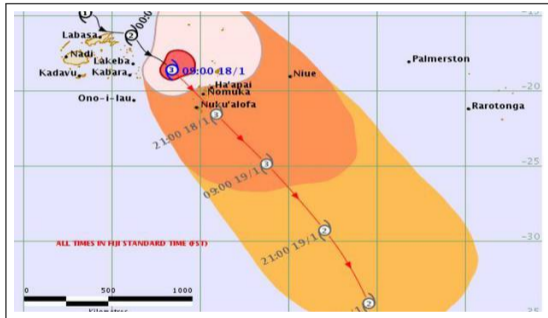


ACCESS-S1: Raw and calibrated forecast tropical storm probabilities in Southern Hemisphere domain in overlapping 15 x 20 degree regions from initialised date 20191217
Valid between 20191225 - 20191231. Lead time: 14 days



Cyclone Tino

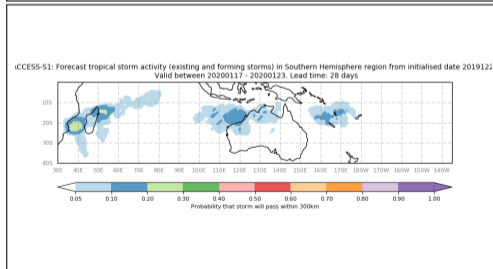
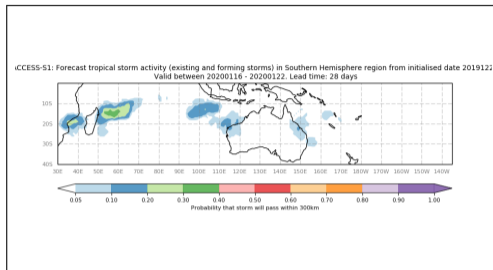
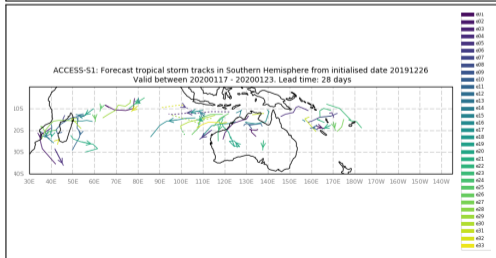
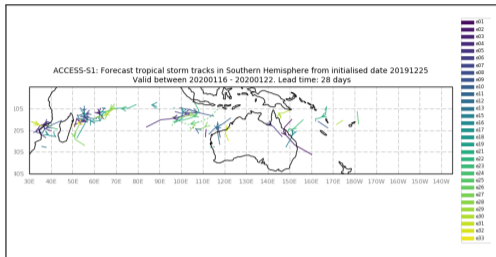
Active from January 16-18 2020



Data availability was limited over the New Year Period.

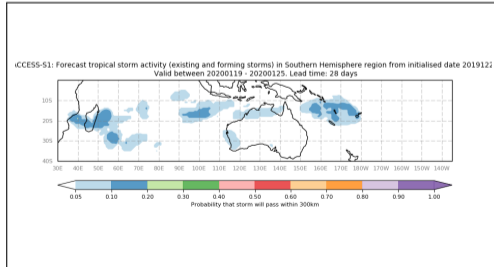
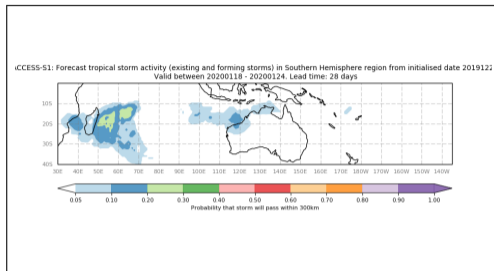
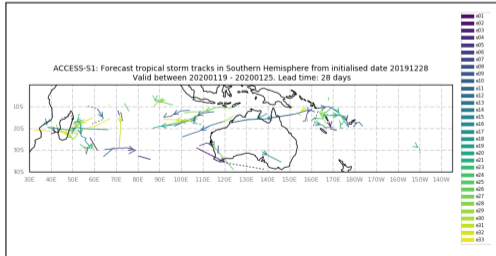
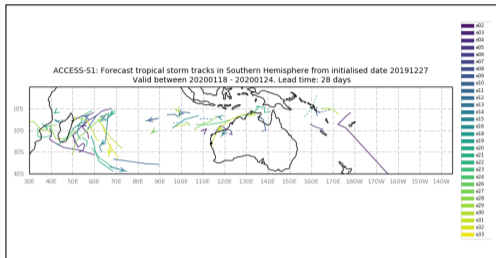
Cyclone Tino

Week 4 forecasts - Issued Dec 25-26. Valid Jan 16-22, Jan 17-23



Cyclone Tino

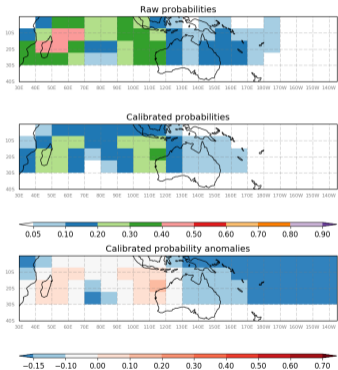
Week 4 forecasts - Issued Dec 27-28. Valid Jan 18-24, Jan 19-25



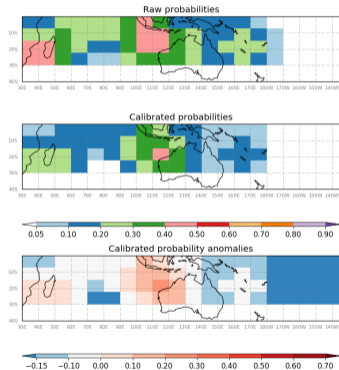
Cyclone Tino

Week 4 calibrated forecasts - Issued Dec 25-26. Valid Jan 16-22, Jan 17-23

ACCESS-S1: Raw and calibrated forecast tropical storm probabilities in Southern Hemisphere domain in overlapping 15 x 20 degree regions from initialised date 20191225
Valid between 20200116 - 20200122. Lead time: 28 days



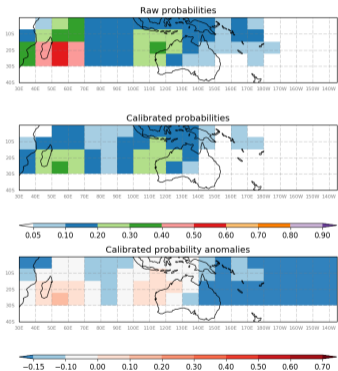
ACCESS-S1: Raw and calibrated forecast tropical storm probabilities in Southern Hemisphere domain in overlapping 15 x 20 degree regions from initialised date 20191226
Valid between 20200117 - 20200123. Lead time: 28 days



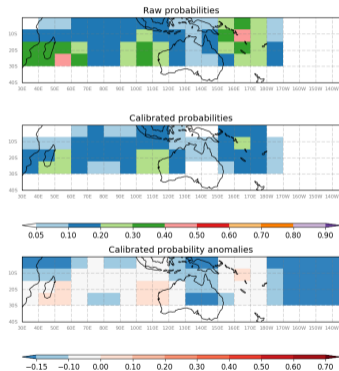
Cyclone Tino

Week 4 calibrated forecasts - Issued Dec 27-28. Valid Jan 18-24, Jan 19-25

ACCESS-S1: Raw and calibrated forecast tropical storm probabilities in Southern Hemisphere domain in overlapping 15 x 20 degree regions from initialised date 20191227
Valid between 20200118 - 20200124. Lead time: 28 days

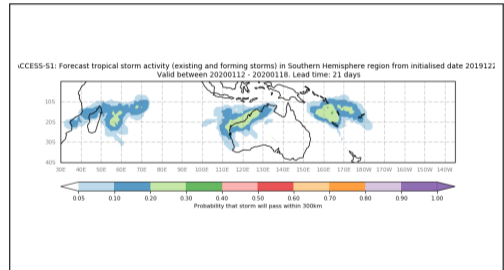
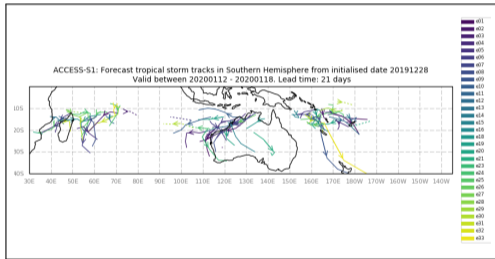


ACCESS-S1: Raw and calibrated forecast tropical storm probabilities in Southern Hemisphere domain in overlapping 15 x 20 degree regions from initialised date 20191228
Valid between 20200119 - 20200125. Lead time: 28 days



Cyclone Tino

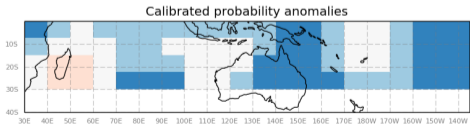
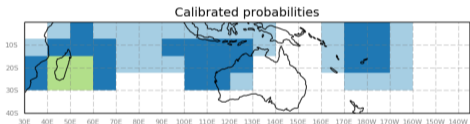
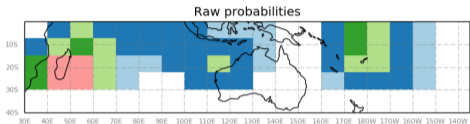
Week 3 forecasts - Issued December 28. Valid Jan 11-17



Cyclone Tino

Week 3 calibrated forecasts - Issued December 28. Valid Jan 11-17

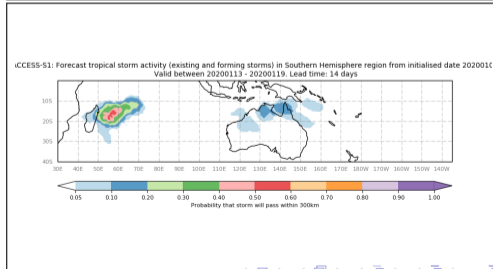
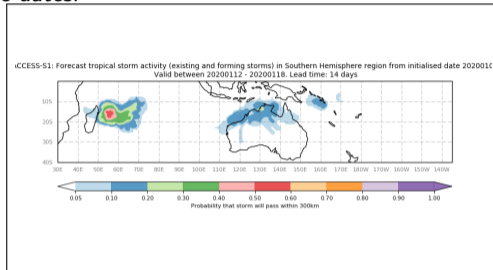
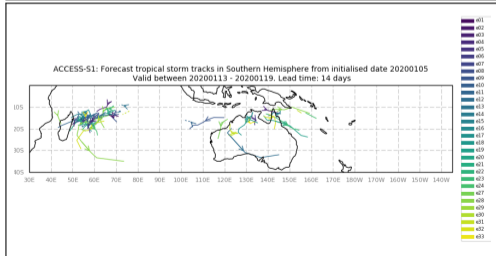
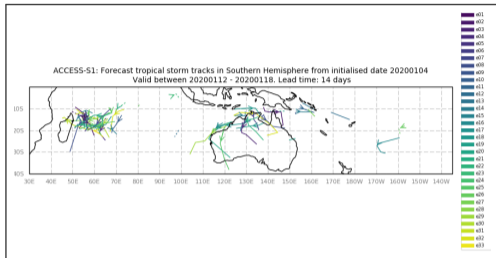
ACCESS-S1: Raw and calibrated forecast tropical storm probabilities in Southern Hemisphere domain in overlapping 15 x 20 degree regions from initialised date 20191218
Valid between 20200102 - 20200108. Lead time: 21 days



Cyclone Tino

Week 2 forecasts - Issued Jan 4-5. Valid Jan 12-18, 13-19

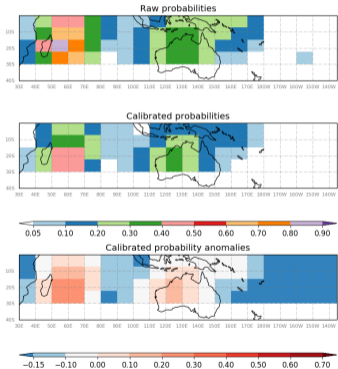
ACCESS-S1 missed the storm formation at these issue dates.



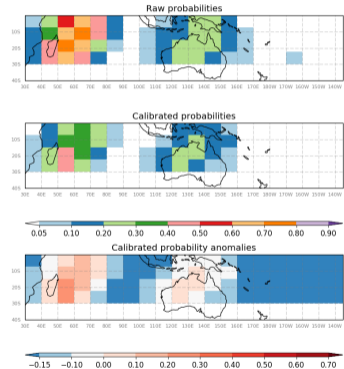
Cyclone Tino

Week 2 calibrated forecasts - Issued Jan 4-5. Valid Jan 12-18, 13-19

ACCESS-S1: Raw and calibrated forecast tropical storm probabilities in Southern Hemisphere domain in overlapping 15 x 20 degree regions from initialised date 20200104
Valid between 20200112 - 20200118. Lead time: 14 days

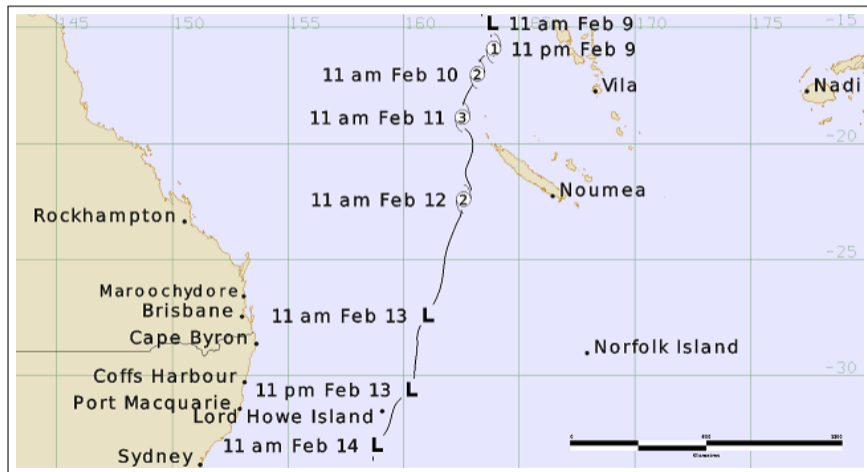


ACCESS-S1: Raw and calibrated forecast tropical storm probabilities in Southern Hemisphere domain in overlapping 15 x 20 degree regions from initialised date 20200105
Valid between 20200113 - 20200119. Lead time: 14 days



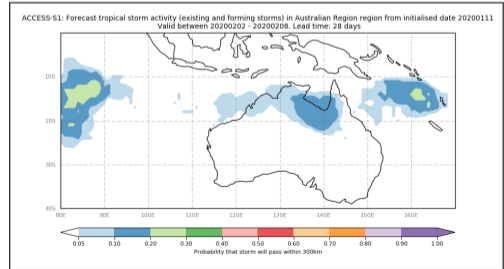
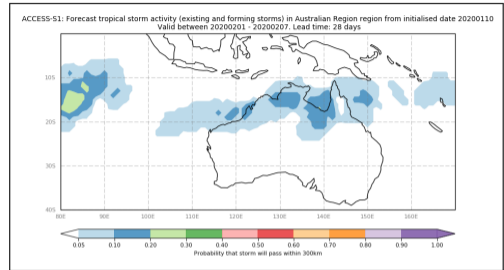
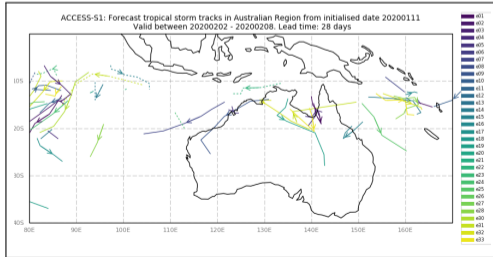
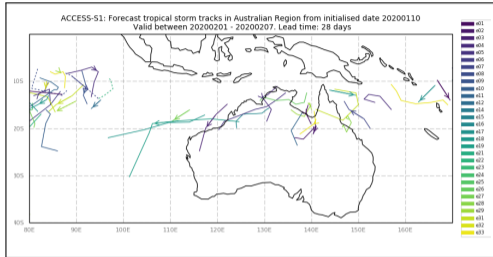
Cyclone Uesi

Active from February 9-12 2020



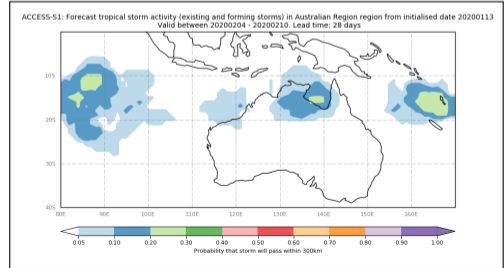
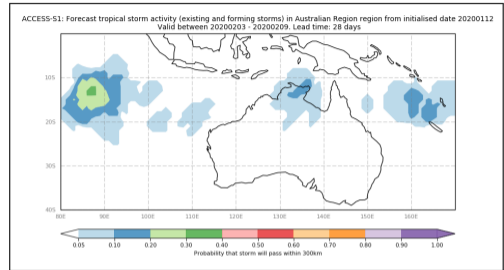
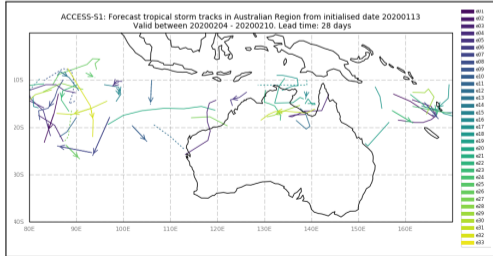
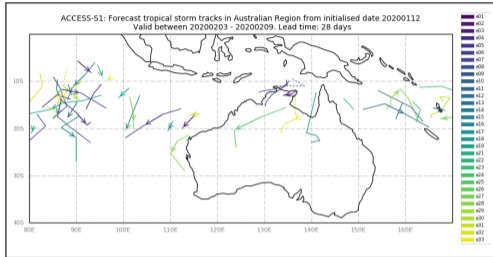
Cyclone Uesi

Week 4 forecasts - Issued Jan 10-11. Valid Feb 1-7, Feb 2-8



Cyclone Uesi

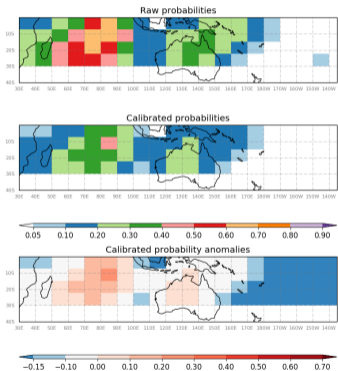
Week 4 forecasts - Issued Jan 12-13. Valid Feb 3-9, 4-10



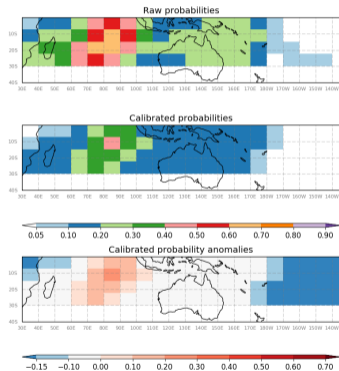
Cyclone Uesi

Week 4 calibrated forecasts - Issued Jan 10-11. Valid Feb 1-7, Feb 2-8

ACCESS-S1: Raw and calibrated forecast tropical storm probabilities in Southern Hemisphere domain in overlapping 15 x 20 degree regions from initialised date 20200110
Valid between 20200201 - 20200207. Lead time: 28 days



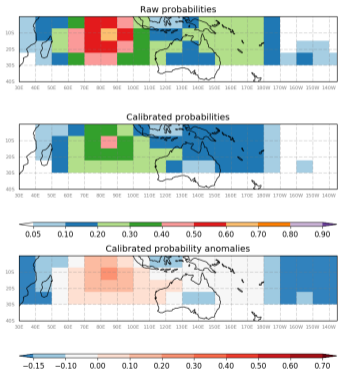
ACCESS-S1: Raw and calibrated forecast tropical storm probabilities in Southern Hemisphere domain in overlapping 15 x 20 degree regions from initialised date 20200111
Valid between 20200202 - 20200208. Lead time: 28 days



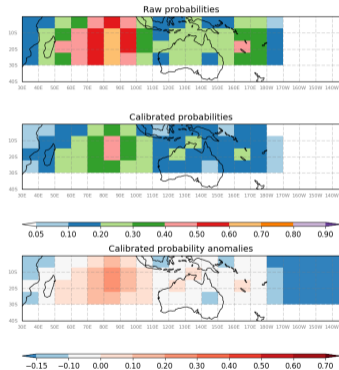
Cyclone Uesi

Week 4 calibrated forecasts - Issued Jan 12-13. Valid Feb 3-9, Feb 4-10

ACCESS-S1: Raw and calibrated forecast tropical storm probabilities in Southern Hemisphere domain in overlapping 15 x 20 degree regions from initialised date 20200112
Valid between 20200203 - 20200209. Lead time: 28 days

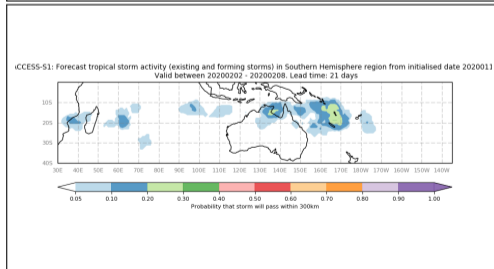
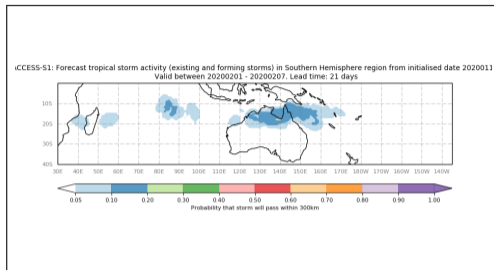
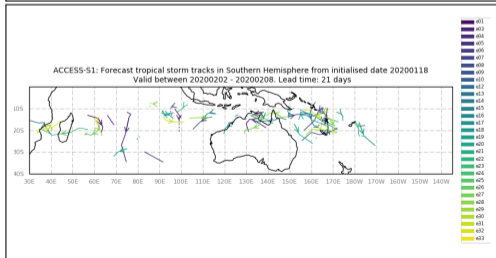
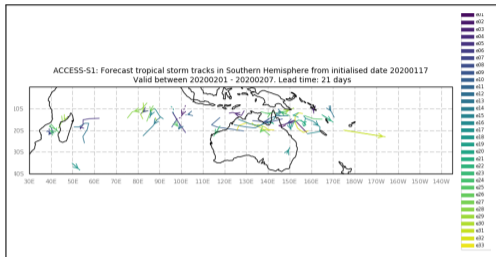


ACCESS-S1: Raw and calibrated forecast tropical storm probabilities in Southern Hemisphere domain in overlapping 15 x 20 degree regions from initialised date 20200113
Valid between 20200204 - 20200210. Lead time: 28 days



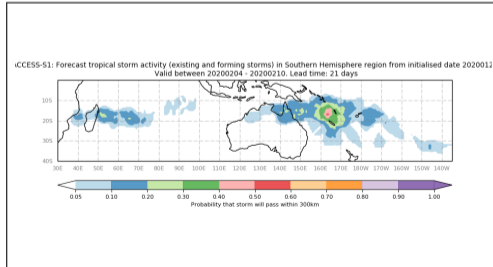
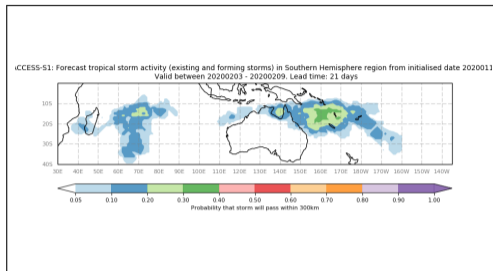
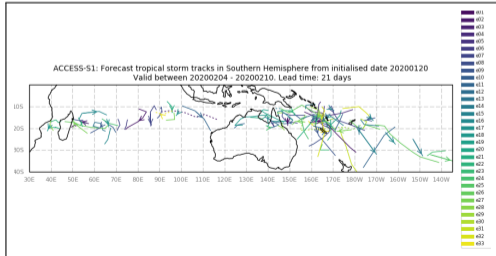
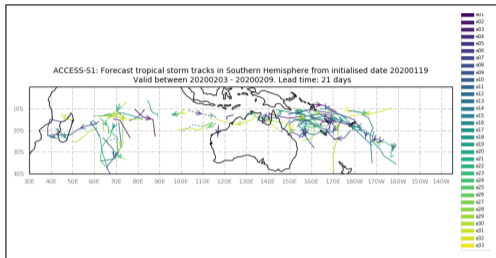
Cyclone Uesi

Week 3 forecasts - Issued Jan 17-18. Valid Feb 1-7, Feb 2-8



Cyclone Uesi

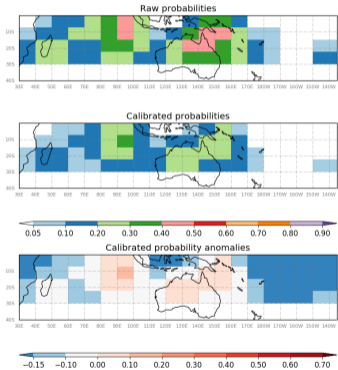
Week 3 forecasts - Issued Jan 19-20. Valid Feb 3-9, Feb 4-10



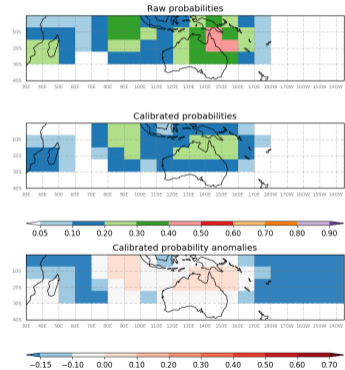
Cyclone Uesi

Week 3 calibrated forecasts - Issued Jan 17-18. Valid Feb 1-7, Feb 2-8

ACCESS-S1: Raw and calibrated forecast tropical storm probabilities in Southern Hemisphere domain in overlapping 15 x 20 degree regions from initialised date 20200116
Valid between 20200131 - 20200206. Lead time: 21 days



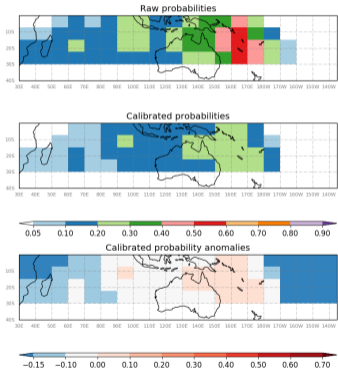
ACCESS-S1: Raw and calibrated forecast tropical storm probabilities in Southern Hemisphere domain in overlapping 15 x 20 degree regions from initialised date 20200117
Valid between 20200201 - 20200207. Lead time: 21 days



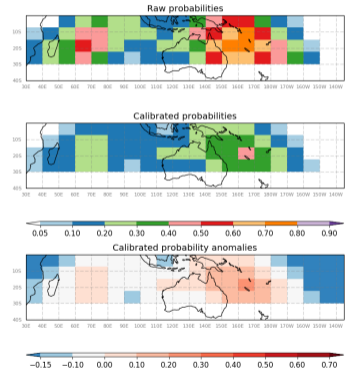
Cyclone Uesi

Week 3 calibrated forecasts - Issued Jan 18-19. Valid Feb 3-9, Feb 4-10

ACCESS-S1: Raw and calibrated forecast tropical storm probabilities in Southern Hemisphere domain in overlapping 15 x 20 degree regions from initialised date 20200118
Valid between 20200202 - 20200208. Lead time: 21 days

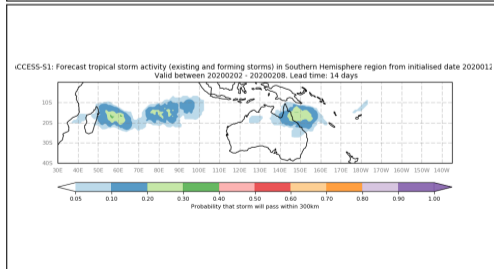
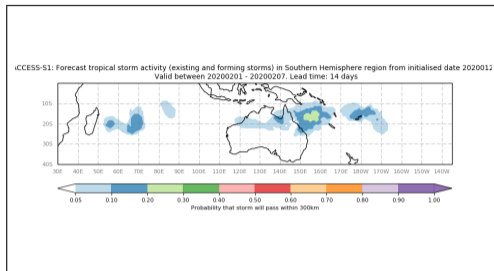
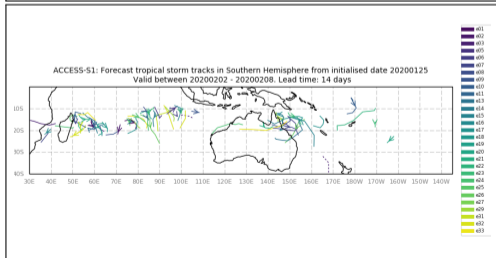
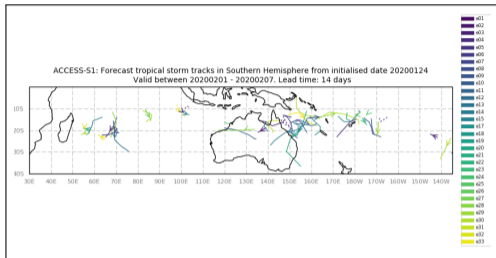


ACCESS-S1: Raw and calibrated forecast tropical storm probabilities in Southern Hemisphere domain in overlapping 15 x 20 degree regions from initialised date 20200119
Valid between 20200203 - 20200209. Lead time: 21 days



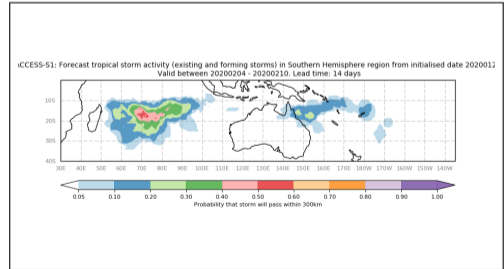
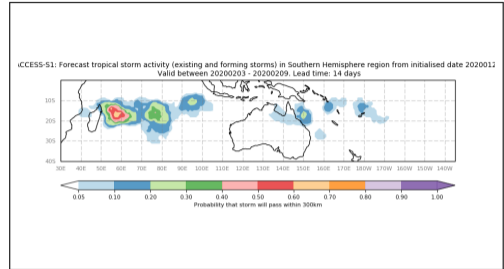
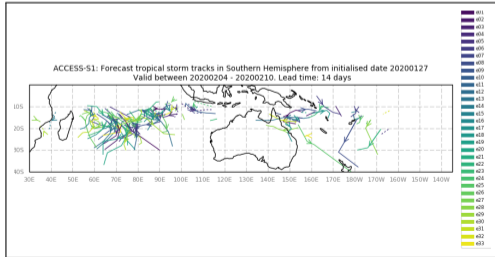
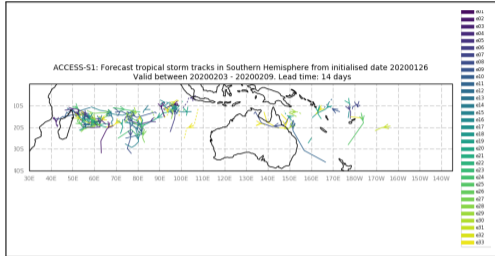
Cyclone Uesi

Week 2 forecasts - Issued Jan 24-25. Valid Feb 1-7, Feb 2-8



Cyclone Uesi

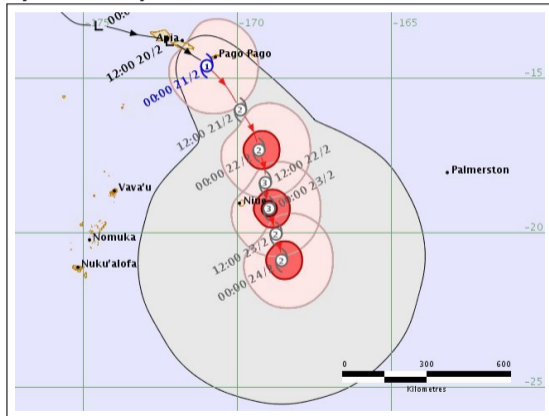
Week 2 forecasts - Issued Jan 26-27. Valid Feb 3-9, Feb 4-10



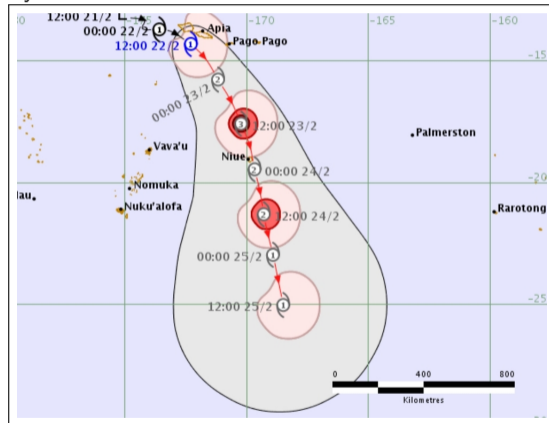
Cyclones Vicky and Wasi

Active from February 20-23 2020

Cyclone Vicky



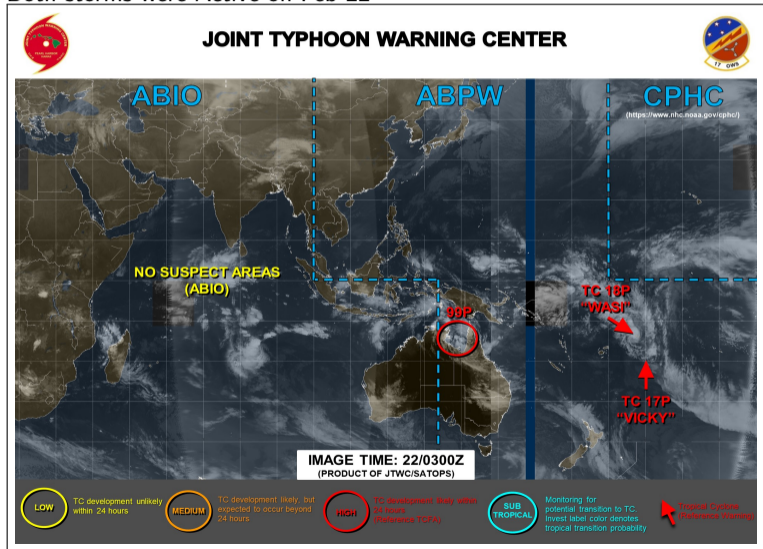
Cyclone Wasi



Cyclones Vicky and Wasi

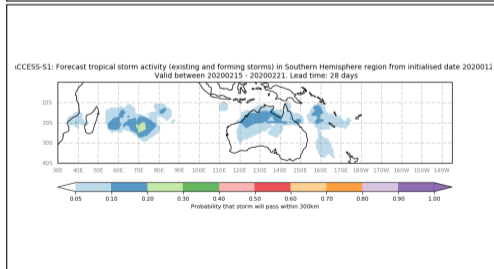
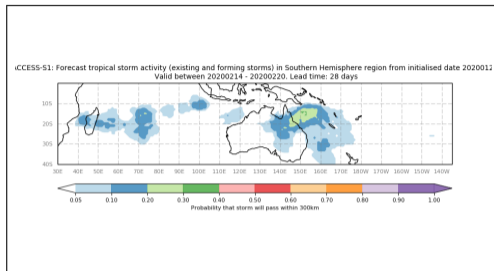
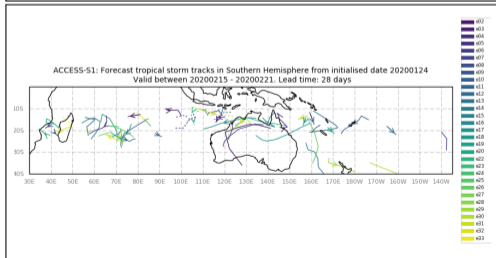
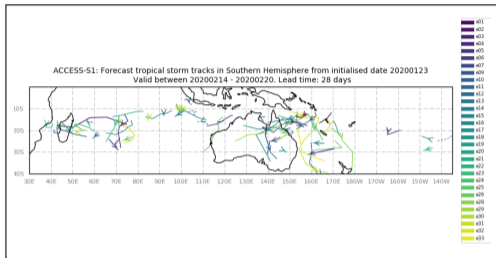
Active from February 20-23 2020

Both storms were Active on Feb 22



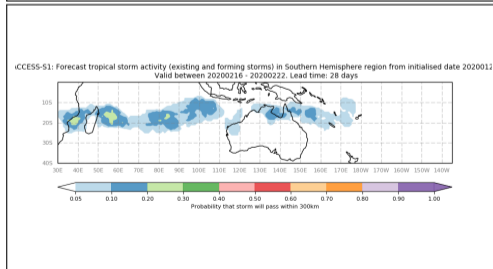
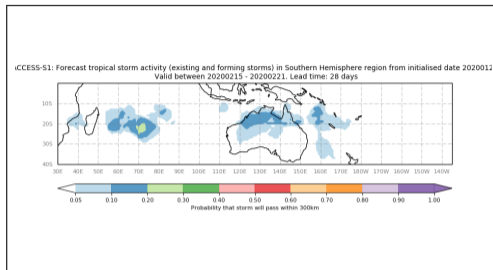
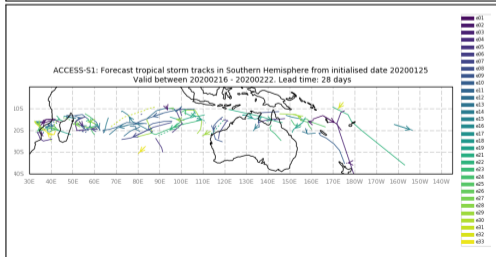
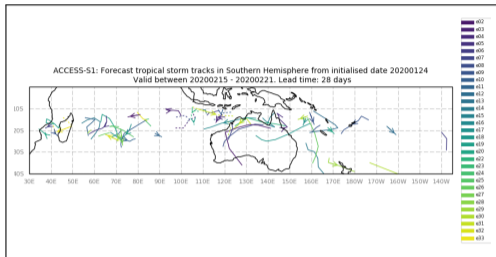
Cyclones Vicky and Wasi

Week 4 forecasts - Issued Jan 23-24. Valid Feb 14-20, Feb 15-21



Cyclones Vicky and Wasi

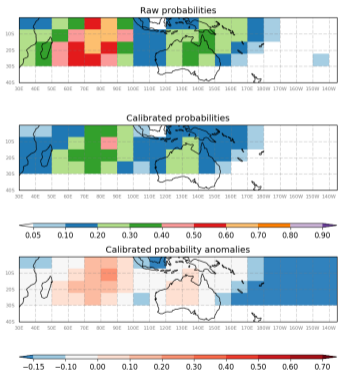
Week 4 forecasts - Issued Jan 24-25. Valid Feb 16-22, 17-23



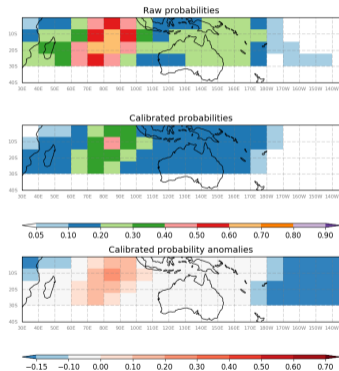
Cyclones Vicky and Wasi

Week 4 calibrated forecasts - Issued Jan 10-11. Valid Feb 1-7, Feb 2-8

ACCESS-S1: Raw and calibrated forecast tropical storm probabilities in Southern Hemisphere domain in overlapping 15 x 20 degree regions from initialised date 20200110
Valid between 20200201 - 20200207. Lead time: 28 days



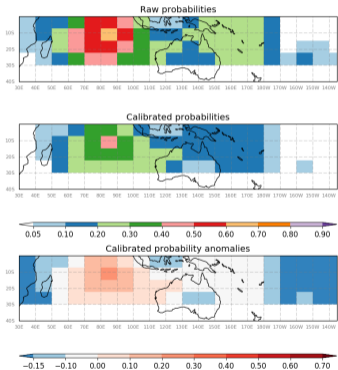
ACCESS-S1: Raw and calibrated forecast tropical storm probabilities in Southern Hemisphere domain in overlapping 15 x 20 degree regions from initialised date 20200111
Valid between 20200202 - 20200208. Lead time: 28 days



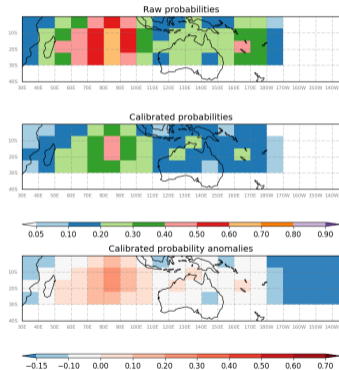
Cyclones Vicky and Wasi

Week 4 calibrated forecasts - Issued Jan 12-13. Valid Feb 3-9, Feb 4-10

ACCESS-S1: Raw and calibrated forecast tropical storm probabilities in Southern Hemisphere domain in overlapping 15 x 20 degree regions from initialised date 20200112
Valid between 20200203 - 20200209. Lead time: 28 days

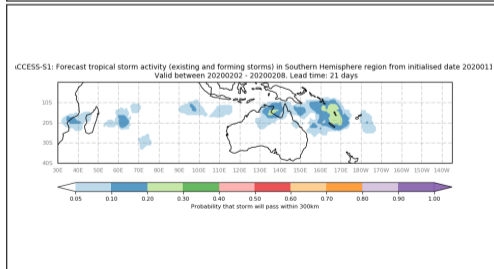
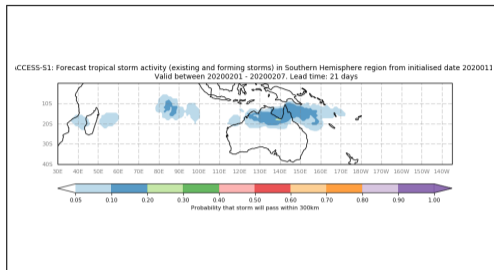
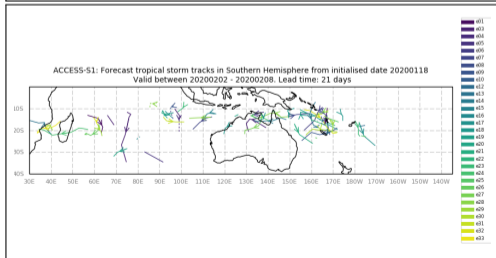
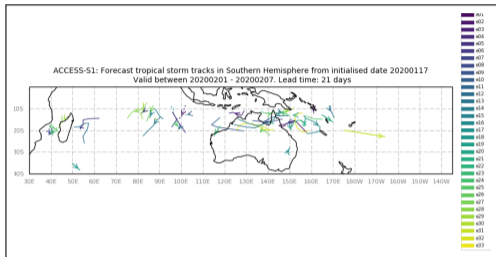


ACCESS-S1: Raw and calibrated forecast tropical storm probabilities in Southern Hemisphere domain in overlapping 15 x 20 degree regions from initialised date 20200113
Valid between 20200204 - 20200210. Lead time: 28 days



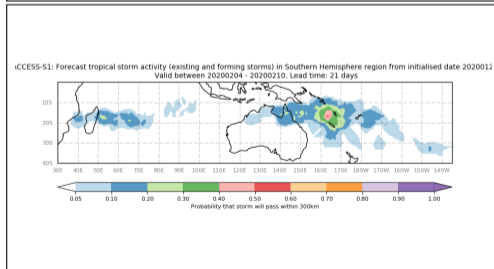
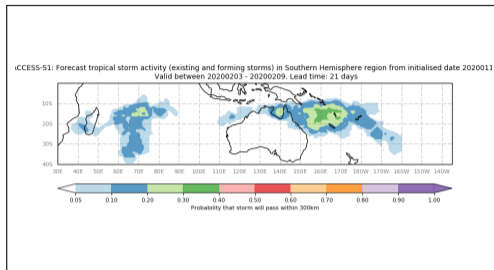
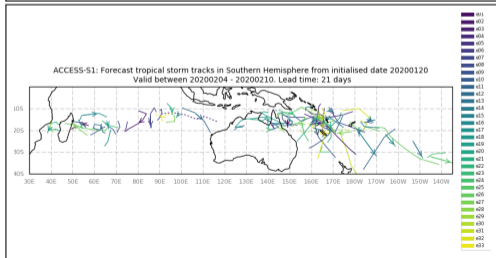
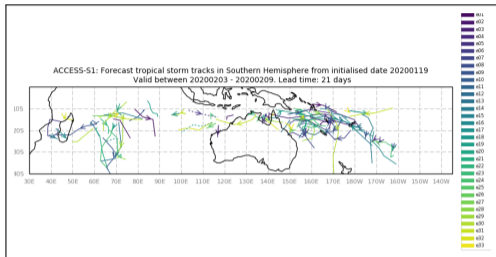
Cyclones Vicky and Wasi

Week 3 forecasts - Issued Jan 17-18. Valid Valid Feb 1-7, Feb 2-8



Cyclones Vicky and Wasi

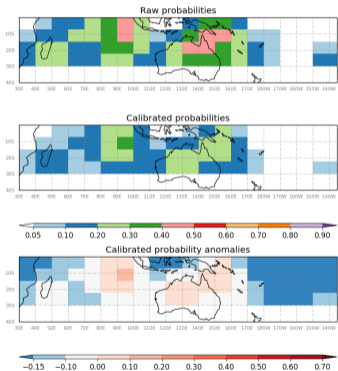
Week 3 forecasts - Issued Jan 19-20. Valid Feb 3-9, Feb 4-10



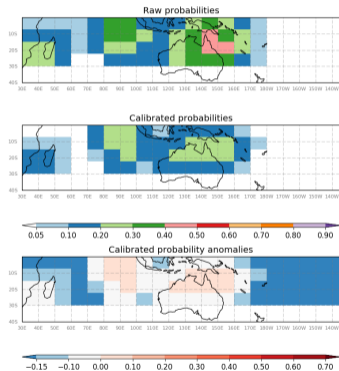
Cyclones Vicky and Wasi

Week 3 calibrated forecasts - Issued Jan 17-18. Valid Feb 1-7, Feb 2-8

ACCESS-S1: Raw and calibrated forecast tropical storm probabilities in Southern Hemisphere domain in overlapping 15 x 20 degree regions from initialised date 20200116
Valid between 20200131 - 20200206. Lead time: 21 days



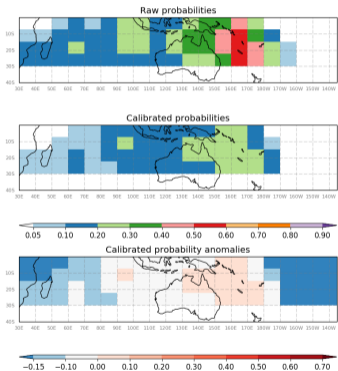
ACCESS-S1: Raw and calibrated forecast tropical storm probabilities in Southern Hemisphere domain in overlapping 15 x 20 degree regions from initialised date 20200117
Valid between 20200201 - 20200207. Lead time: 21 days



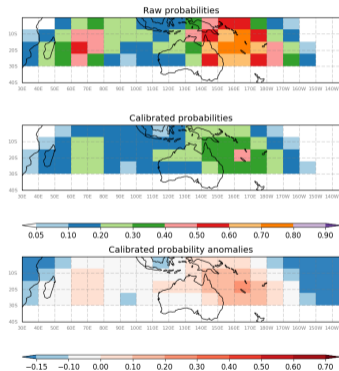
Cyclones Vicky and Wasi

Week 3 calibrated forecasts - Issued Jan 18-19. Valid Feb 3-9, Feb 4-10

ACCESS-S1: Raw and calibrated forecast tropical storm probabilities in Southern Hemisphere domain in overlapping 15 x 20 degree regions from initialised date 20200118
Valid between 20200202 - 20200208. Lead time: 21 days

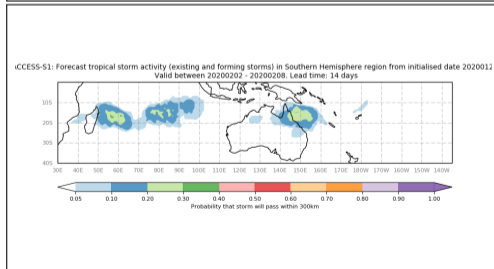
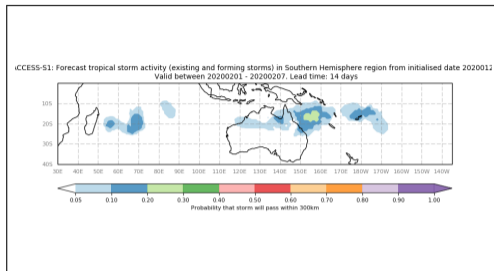
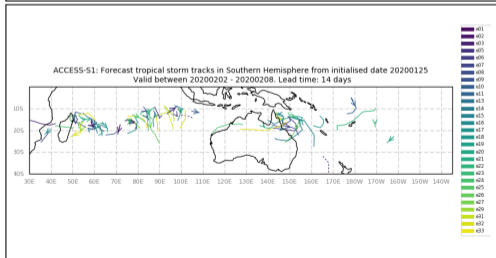
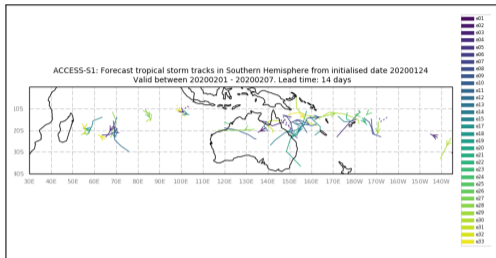


ACCESS-S1: Raw and calibrated forecast tropical storm probabilities in Southern Hemisphere domain in overlapping 15 x 20 degree regions from initialised date 20200119
Valid between 20200203 - 20200209. Lead time: 21 days



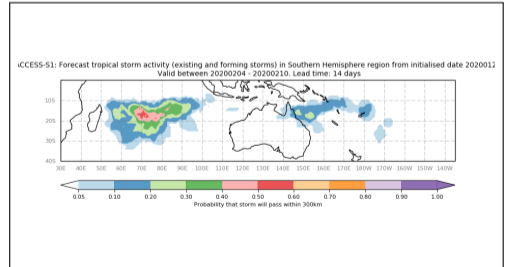
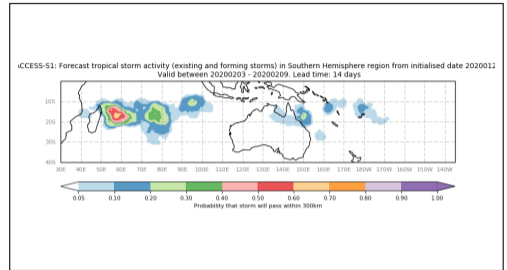
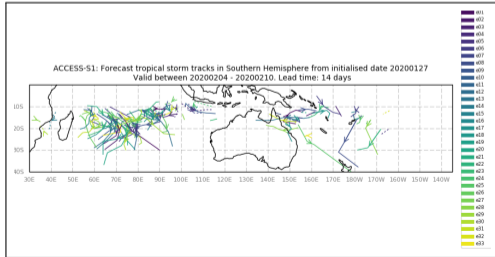
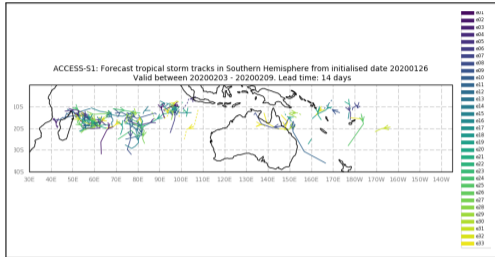
Cyclones Vicky and Wasi

Week 2 forecasts - Issued Jan 24-25. Valid Feb 1-7, Feb 2-8



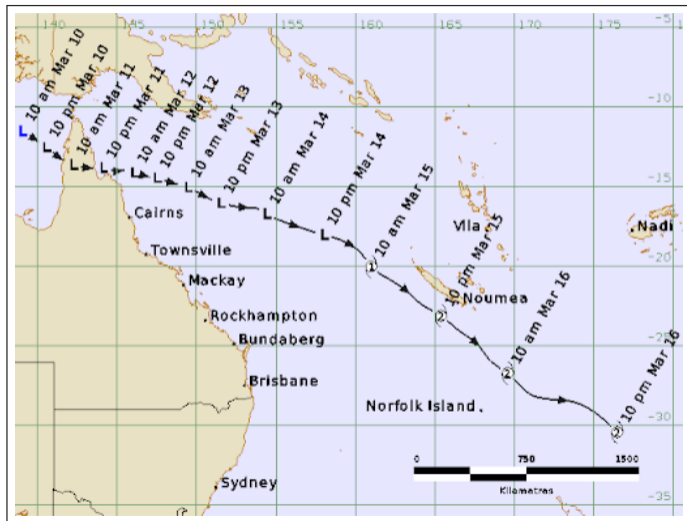
Cyclones Vicky and Wasiy

Week 2 forecasts - Issued Jan 26-27. Valid Feb 3-9, Feb 4-10



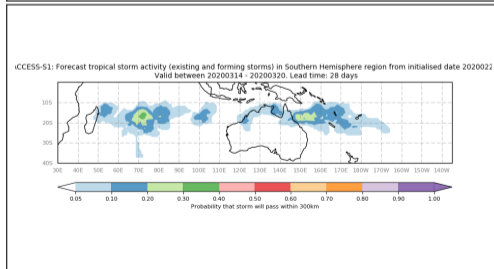
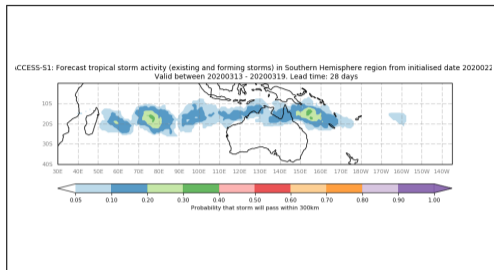
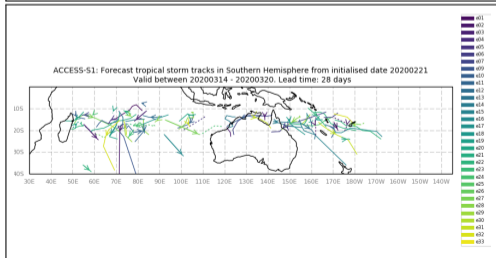
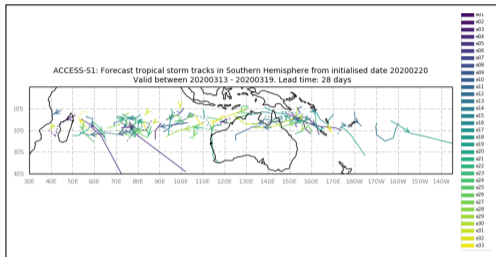
Cyclone Gretel

Active from March 15-16 2020



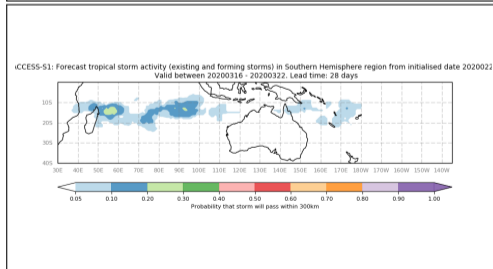
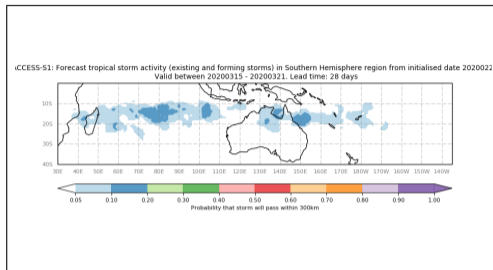
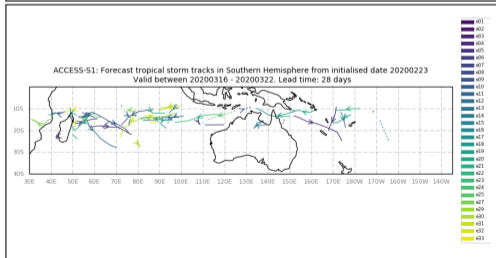
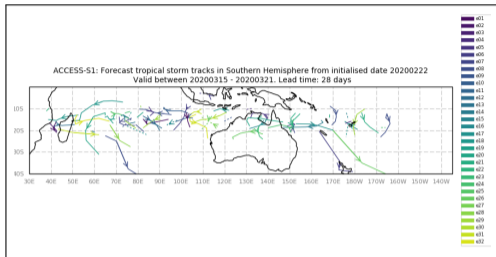
Cyclone Gretel

Week 4 forecasts - Issued Feb 20-21. Valid Mar 13-19, Mar 14-20



Cyclone Gretel

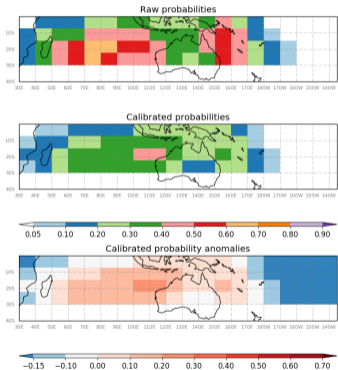
Week 4 forecasts - Issued Feb 22-23. Valid Mar 15-21, Mar 16-22



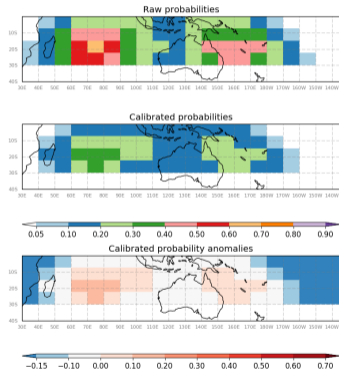
Cyclone Gretel

Week 4 calibrated forecasts - Issued Feb 20-21. Valid Mar 13-19, Mar 14-20

ACCESS-S1: Raw and calibrated forecast tropical storm probabilities in Southern Hemisphere domain in overlapping 15 x 20 degree regions from initialised date 20200220
Valid between 20200313 - 20200319. Lead time: 28 days



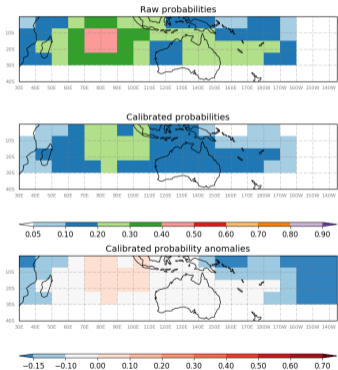
ACCESS-S1: Raw and calibrated forecast tropical storm probabilities in Southern Hemisphere domain in overlapping 15 x 20 degree regions from initialised date 20200221
Valid between 20200314 - 20200320. Lead time: 28 days



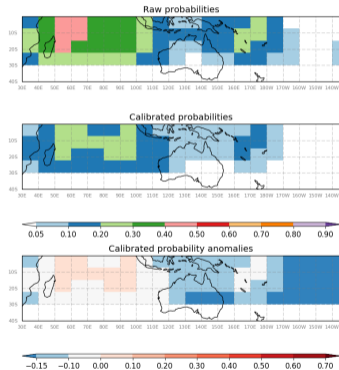
Cyclone Gretel

Week 4 calibrated forecasts - Issued Feb 22-23. Valid Mar 15-21, Mar 16-22

ACCESS-S1: Raw and calibrated forecast tropical storm probabilities in Southern Hemisphere domain in overlapping 15 x 20 degree regions from initialised date 20200222
Valid between 20200315 - 20200321. Lead time: 28 days

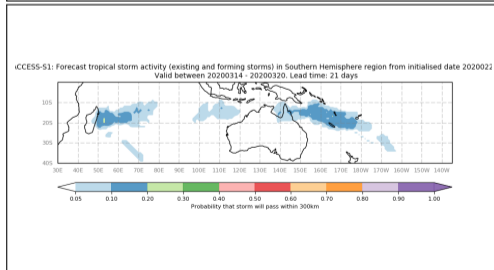
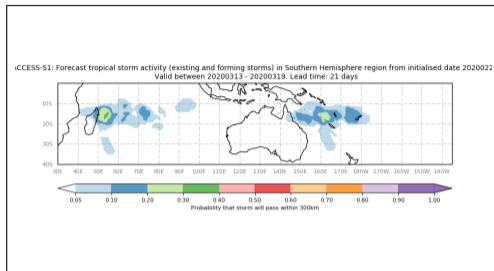
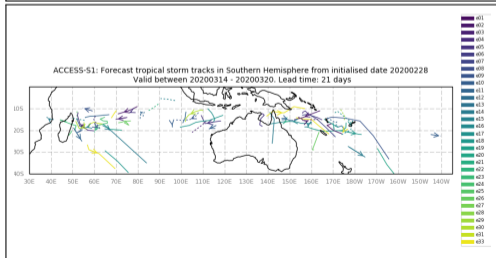
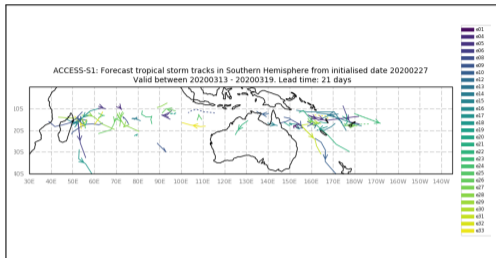


ACCESS-S1: Raw and calibrated forecast tropical storm probabilities in Southern Hemisphere domain in overlapping 15 x 20 degree regions from initialised date 20200223
Valid between 20200316 - 20200322. Lead time: 28 days



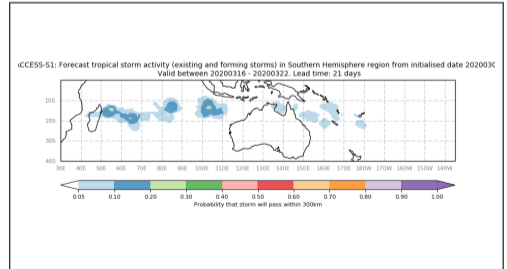
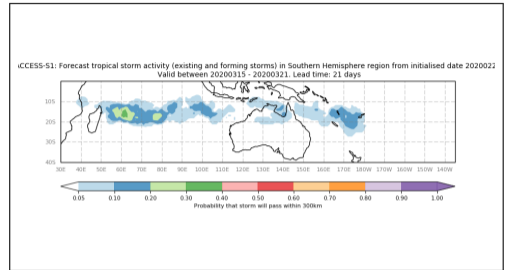
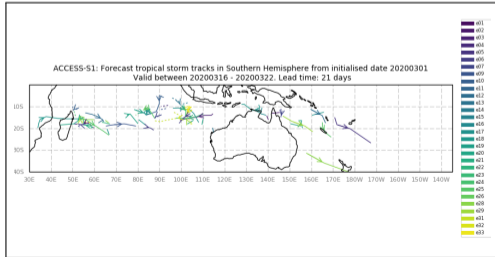
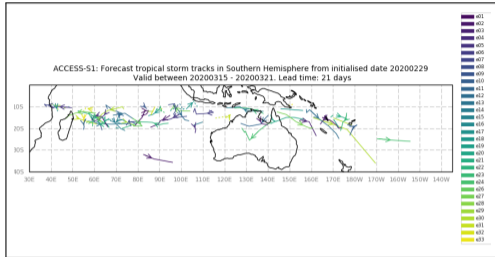
Cyclone Gretel

Week 3 forecasts - Issued Feb 27-28. Valid Mar 13-19, Mar 14-20



Cyclone Gretel

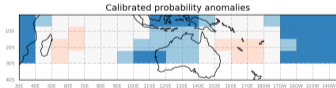


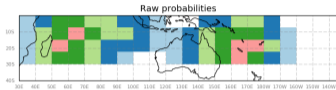
Week 3 forecasts - Issued Feb 29 - Mar 1. Valid Mar 15-21, Mar 16-22



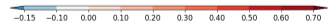



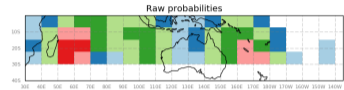
Cyclone Gretel

Week 3 calibrated forecasts - Issued Feb 27-28. Valid Mar 13-19, Mar 14-20

ACCESS-S1: Raw and calibrated forecast tropical storm probabilities in Southern Hemisphere domain in overlapping 15 x 20 degree regions from initialised date 20200227
Valid between 20200313 - 20200319. Lead time: 21 days



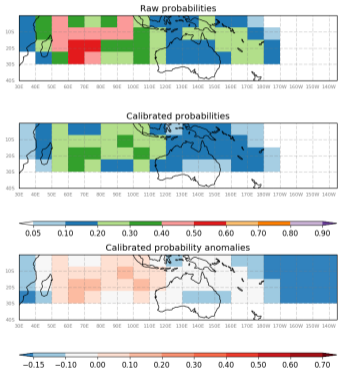
ACCESS-S1: Raw and calibrated forecast tropical storm probabilities in Southern Hemisphere domain in overlapping 15 x 20 degree regions from initialised date 20200228
Valid between 20200314 - 20200320. Lead time: 21 days



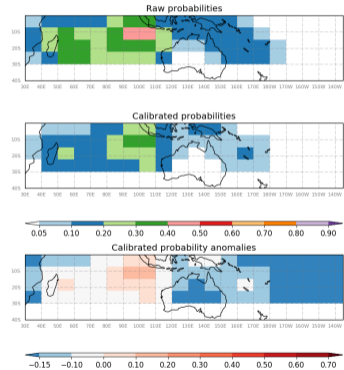
Cyclone Gretel

Week 3 calibrated forecasts - Issued Feb 29 - Mar 1. Valid Mar 15-21, Mar 16-22

ACCESS-S1: Raw and calibrated forecast tropical storm probabilities in Southern Hemisphere domain in overlapping 15 x 20 degree regions from initialised date 20200229
Valid between 20200315 - 20200321. Lead time: 21 days

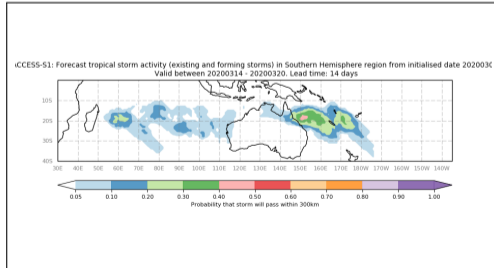
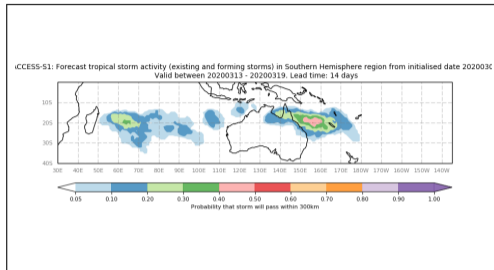
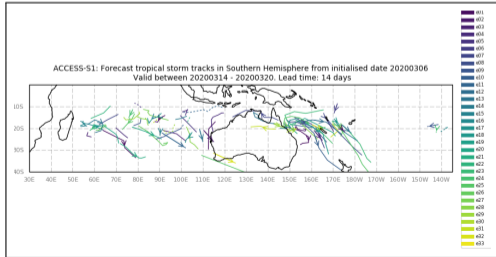
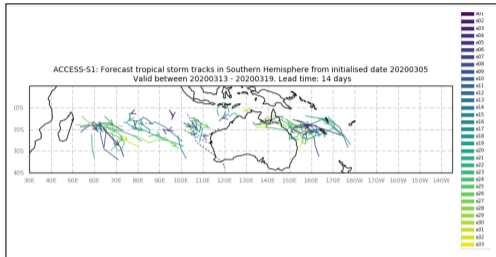


ACCESS-S1: Raw and calibrated forecast tropical storm probabilities in Southern Hemisphere domain in overlapping 15 x 20 degree regions from initialised date 20200301
Valid between 20200316 - 20200322. Lead time: 21 days



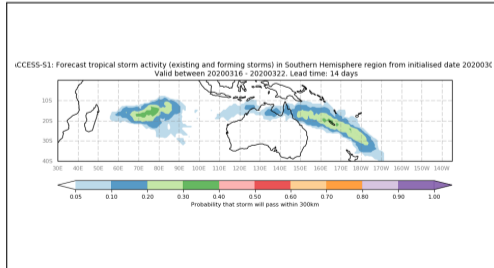
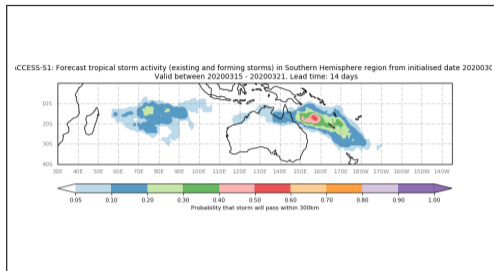
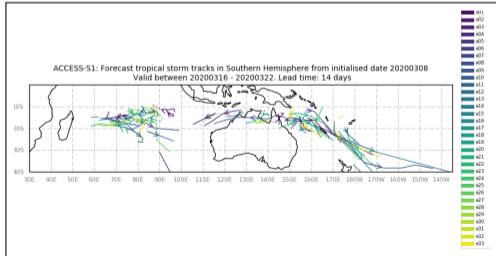
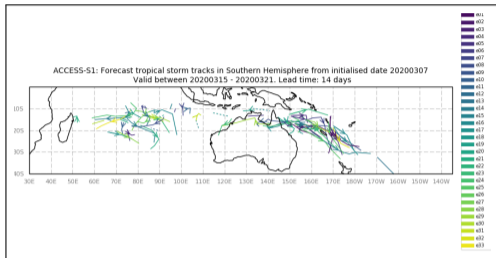
Cyclone Gretel

Week 2 forecasts - Issued Mar 5-6. Valid Mar 13-19, Mar 14-20



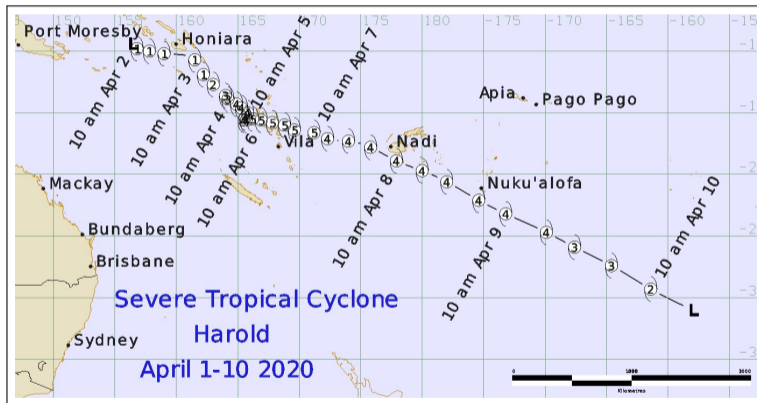
Cyclone Gretel

Week 2 forecasts - Issued Mar 7-8. Valid Mar 15-21, Mar 16-22



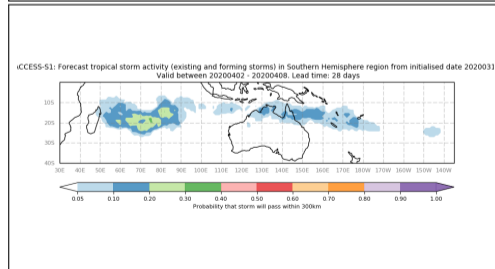
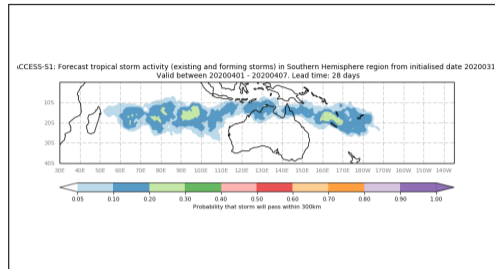
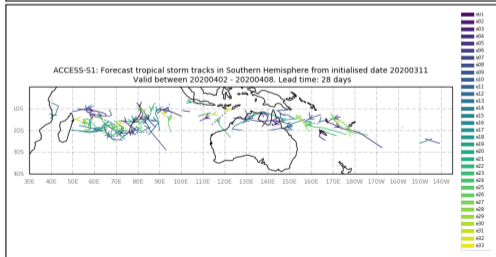
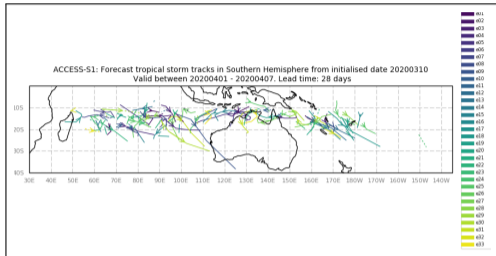
Cyclone Harold

Active from April 1-10 2020



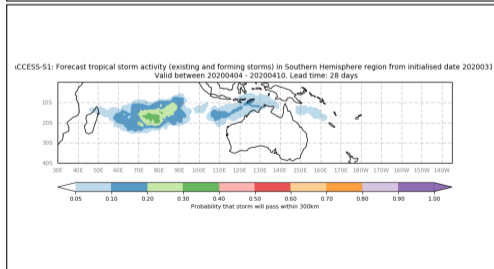
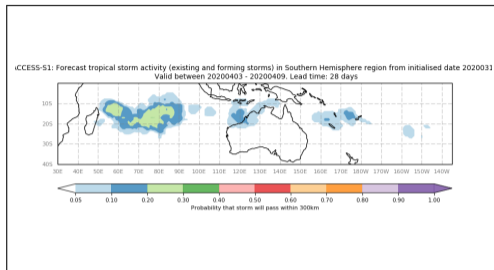
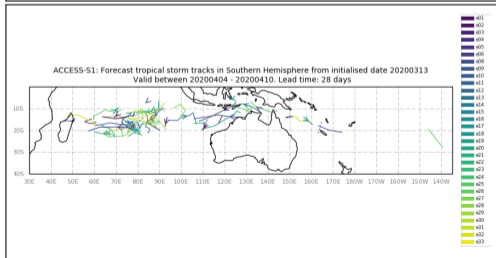
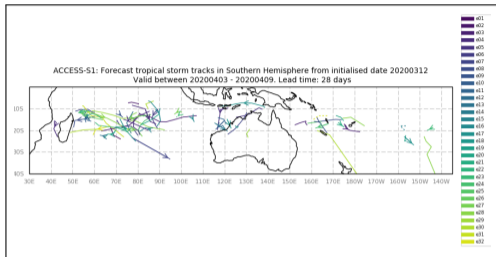
Cyclone Harold

Week 4 forecasts - Issued Mar 10-11. Valid Apr 1-7, Apr 2-8



Cyclone Harold

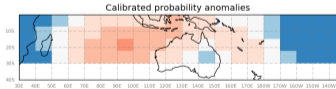

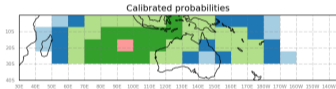
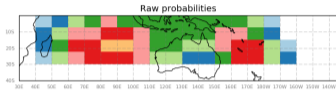
Week 4 forecasts - Issued Mar 12-13. Valid Apr 3-9, Apr 4-10



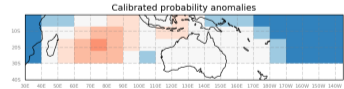


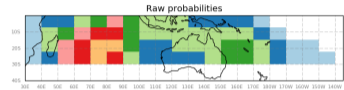
Cyclone Harold

Week 4 calibrated forecasts - Issued Mar 10-11. Valid Apr 1-7, Apr 2-8

ACCESS-S1: Raw and calibrated forecast tropical storm probabilities in Southern Hemisphere domain in overlapping 15 x 20 degree regions from initialised date 20200310
Valid between 20200401 - 20200407. Lead time: 28 days



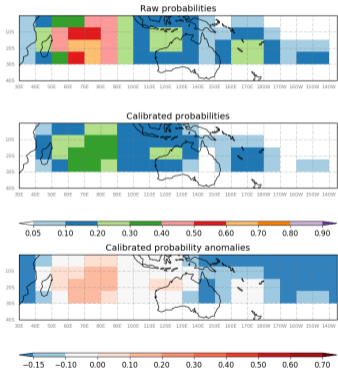
ACCESS-S1: Raw and calibrated forecast tropical storm probabilities in Southern Hemisphere domain in overlapping 15 x 20 degree regions from initialised date 20200311
Valid between 20200402 - 20200408. Lead time: 28 days



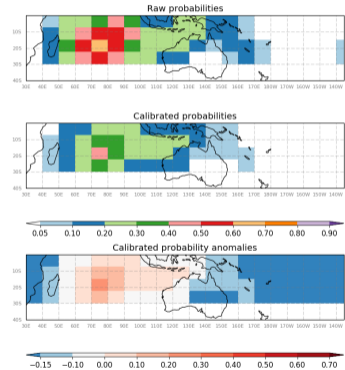
Cyclone Harold

Week 4 calibrated forecasts - Issued Mar 12-13. Valid Apr 3-9, Apr 4-10

ACCESS-S1: Raw and calibrated forecast tropical storm probabilities in Southern Hemisphere domain in overlapping 15 x 20 degree regions from initialised date 20200312
Valid between 20200403 - 20200409. Lead time: 28 days

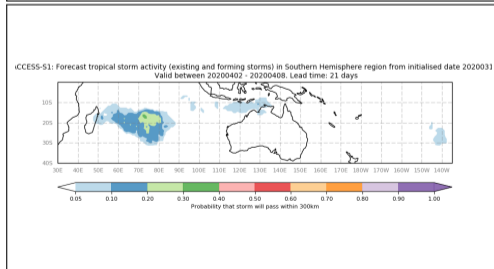
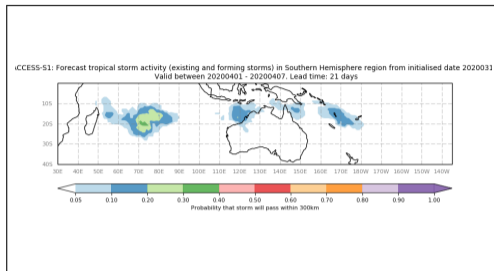
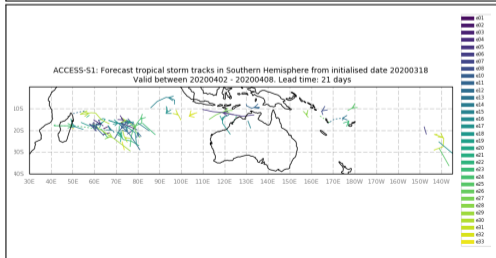
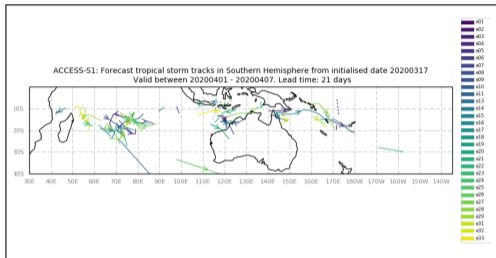


ACCESS-S1: Raw and calibrated forecast tropical storm probabilities in Southern Hemisphere domain in overlapping 15 x 20 degree regions from initialised date 20200313
Valid between 20200404 - 20200410. Lead time: 28 days



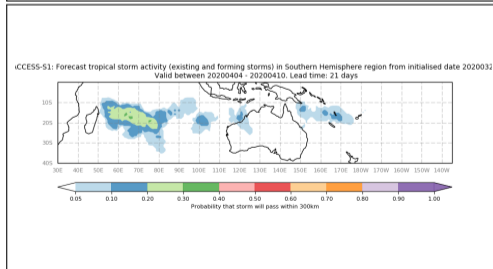
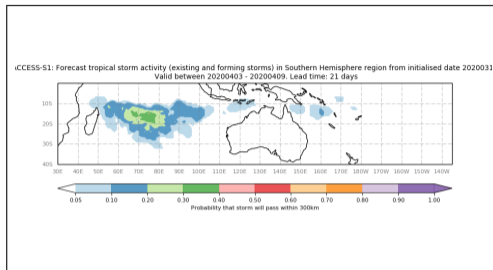
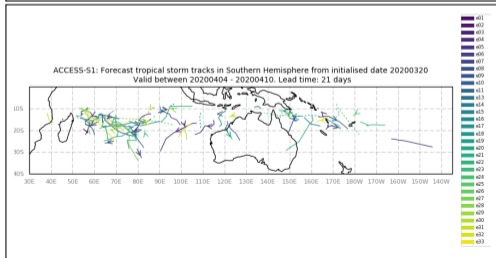
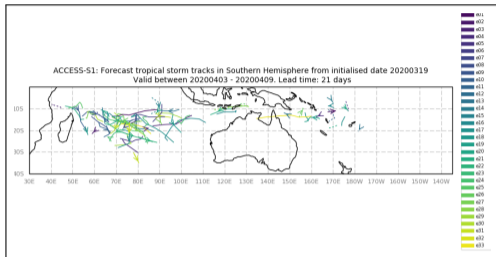
Cyclone Harold

Week 3 forecasts - Issued Mar 17-18. Valid Apr 1-7, Apr 2-8



Cyclone Harold

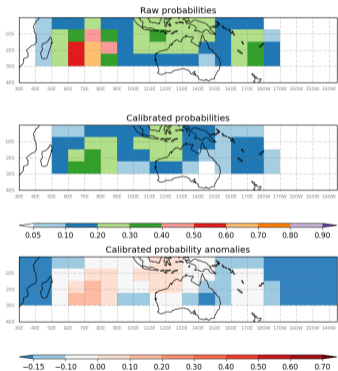
Week 3 forecasts - Issued Mar 19-20. Valid Apr 3-9, Apr 4-10



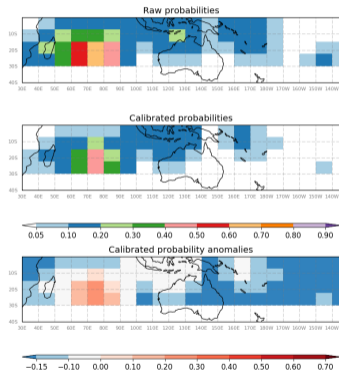
Cyclone Harold

Week 3 calibrated forecasts - Issued Mar 17-18. Valid Apr 1-7, Apr 2-8

ACCESS-S1: Raw and calibrated forecast tropical storm probabilities in Southern Hemisphere domain in overlapping 15 x 20 degree regions from initialised date 20200317
Valid between 20200401 - 20200407. Lead time: 21 days



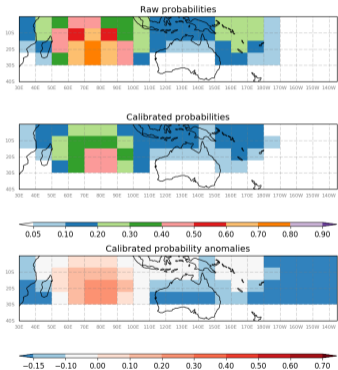
ACCESS-S1: Raw and calibrated forecast tropical storm probabilities in Southern Hemisphere domain in overlapping 15 x 20 degree regions from initialised date 20200318
Valid between 20200402 - 20200408. Lead time: 21 days



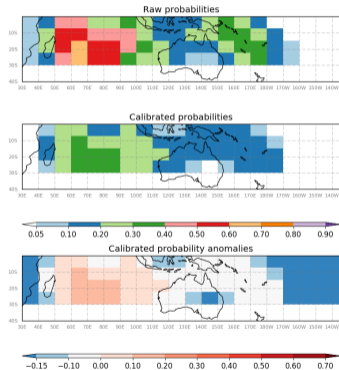
Cyclone Harold

Week 3 calibrated forecasts - Issued Mar 19-20. Valid Apr 3-9, Apr 4-10

ACCESS-S1: Raw and calibrated forecast tropical storm probabilities in Southern Hemisphere domain in overlapping 15 x 20 degree regions from initialised date 20200319
Valid between 20200403 - 20200409. Lead time: 21 days

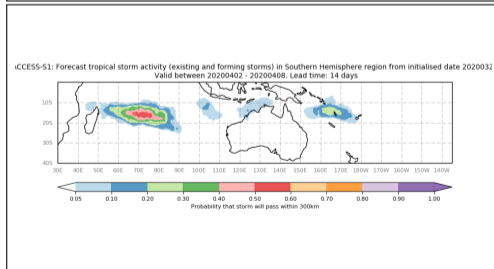
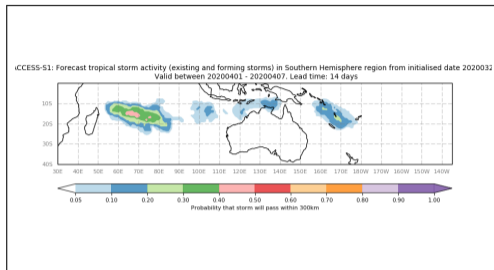
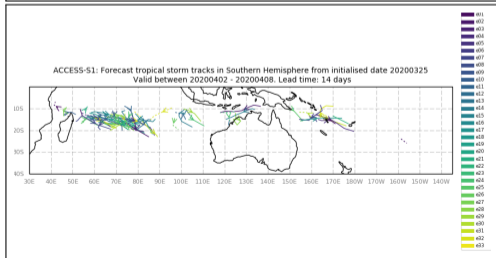
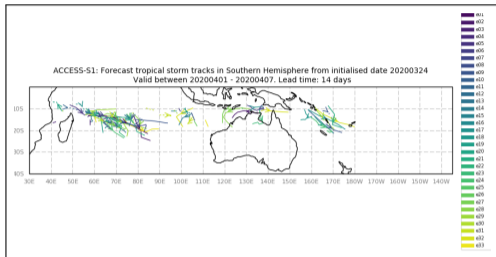


ACCESS-S1: Raw and calibrated forecast tropical storm probabilities in Southern Hemisphere domain in overlapping 15 x 20 degree regions from initialised date 20200320
Valid between 20200404 - 20200410. Lead time: 21 days



Cyclone Harold

Week 2 forecasts - Issued Mar 24-25. Valid Apr 1-7, Apr 2-8



Cyclone Harold

Week 2 forecasts - Issued Mar 26-27. Valid Apr 3-9, Apr 4-10

